


Hochleistungs-Werkzeuge
für Drehautomaten
High performance tooling
for automatic lathes
Outils de hautes
performances pour le
décolletage



INHALT SUMMARY SOMMAIRE

Wendeplattenhalter mit Kühlkanal
Turret plate holder with interior cooling
Porte outil pour plaquette réversible
avec canal de refroidissement..... 5

Kühlmittelanschluss
Coolant supply
Connexion pour liquide de refroidissement..... 26

Einstech-Langdreh-Werkzeuge
Recessing Feed Lathe Tools
Outils à saigner et charioter 29

Kopierdreh-Werkzeuge
Copy-Lathe Tools
Outils pour Copier..... 37

Außengewindendreh-Werkzeuge
Threading tools
Outils pour filetage..... 49

Formstech-Werkzeuge
Form-Plunging-Tools
Outils de Plongee en Forme 59

Langdreh-Werkzeuge
Turning Tools
Outils à charioter..... 69

Rändel-Werkzeuge
Knurling tools
Appareils à moleter..... 79

Zentrierdreh-Werkzeuge
Centre tools
Outils pour centrer..... 85

Bohr- und Ausdreh-Werkzeuge
Boring tools
Outils pour alésage 95

Multifunktionaler Zentrier- Bohr-
und Ausdrehhalter
Multifunctional centring,
drilling and hollow-turning holder
Porte-outil multifonctionnel
pour le centrage, le perçage et l'alésage 101

Axialstech-Werkzeuge
Axial plunging tools
Outils de plongée axiale..... 107

Abstech-Werkzeuge
Part-off tools
Outils de plongée..... 109

Innenbearbeitungs-Werkzeuge
Internal turning tools
Outils pour usinage intérieur 119

Einstellbares Fas- und Plandreh-
Wendeplatten-Werkzeug
Adjustable level and facing turnplate tool
Outil réglable pour plaquettes reversibles
à chanfreiner et à surfacer 123

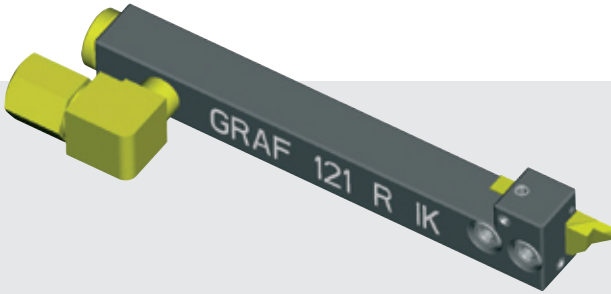
Sonder- Langdreh-Werkzeuge
Special turning tools
Outils spéciaux..... 127

Stand 01.2010

Wendeplattenhalter
mit Kühlkanal
**Turret plate holder
with interior cooling**
Porte outil pour
plaquette réversible
avec canal de
refroidissement

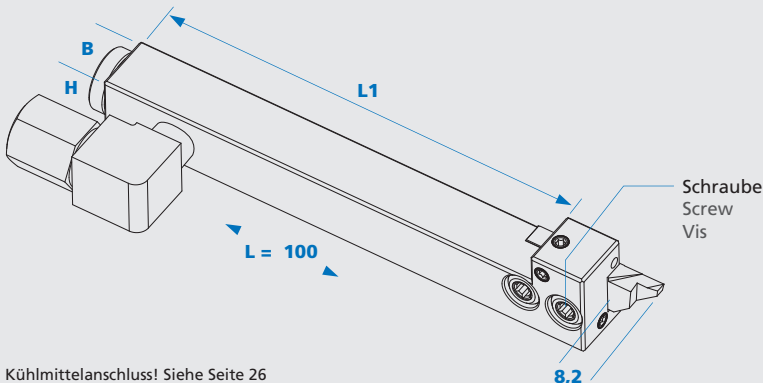


G-Wendeplattenhalter mit Kühlkanal
G-turret plate holder with interior cooling
G-porte outil pour plaquette réversible
avec canal de refroidissement



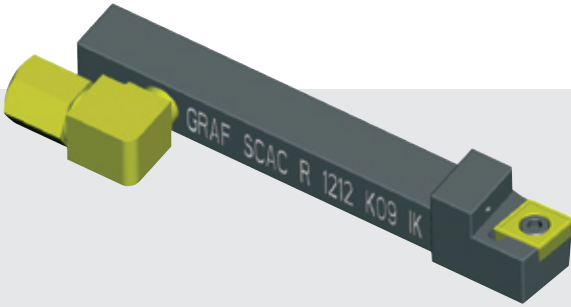
Anwendungsbereich
Abstechen,
Kopierdrehen,
Einstech-Langdrehen
Range of application
plunging, copy turning,
grooving

Bestell-Nr. Order No. N° de reference	H x B	L1	Wendeplatte Insert plaquette réversible	Schraube screw vis
G 101 R/L IK	10 x 12	89	für alle GRAF G-Wendeplatten for all GRAF G inserts...	001.01.12
G 121 R/L IK	12 x 12	89		001.01.12
G 161 R/L IK	16 x 16	89		001.01.12
G 201 R/L IK	20 x 20	89		001.01.12



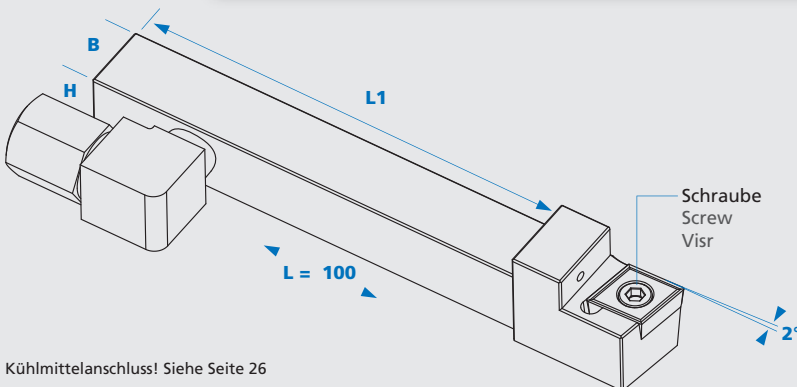
Kühlmittelanschluss! Siehe Seite 26
Coolant supply! See page 26
Raccord d'arrosage, voir pages 26

SCAC-Wendeplattenhalter mit Kühlkanal
SCAC-turret plate holder with interior cooling
SCAC-porte outil pour plaquette réversible
avec canal de refroidissement



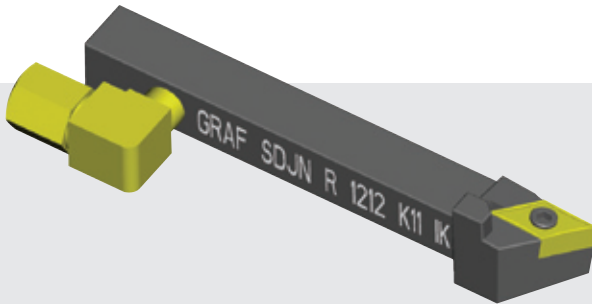
Anwendungsbereich
Langdrehen
Range of application
turning

Bestell-Nr. Order No. N° de reference	H x B	L1	Wendeplatte Insert plaquette réversible	Schraube screw vis
SCAC R/L 1010 K06 IK	10 x 12	82	CC... 06 02 ...	001.01.01
SCAC R/L 1212 K06 IK	12 x 12	82		001.01.01
SCAC R/L 1010 K09 IK	10 x 12	78	CC... 09 T3 ...	001.01.15
SCAC R/L 1212 K09 IK	12 x 12	78		001.01.15
SCAC R/L 1616 K09 IK	16 x 16	78		001.01.15
SCAC R/L 2020 K09 IK	20 x 20	78		001.01.15



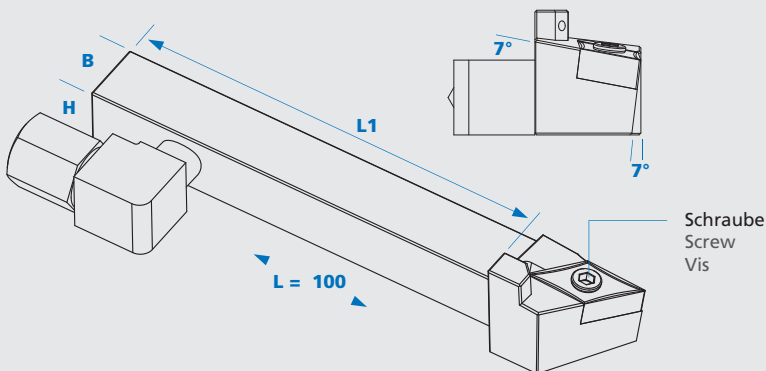
Kühlmittelanschluss! Siehe Seite 26
Coolant supply! See page 26
Raccord d'arrosage, voir pages 26

SDJN-Wendeplattenhalter mit Kühlkanal
SDJN-turret plate holder with interior cooling
SDJN-porte outil pour plaquette réversible
avec canal de refroidissement




Anwendungsbereich
Kopierdrehen
Range of application
copy turning

Bestell-Nr. Order No. N° de reference	H x B	L1	Wendeplatte Insert plaquette réversible	Schraube screw vis
SDJN R/L 1012 K11 IK	10 x 12	84	DN... 11 04...	001.01.37
SDJN R/L 1212 K11 IK	12 x 12	84		001.01.37
SDJN R/L 1616 K11 IK	16 x 16	84		001.01.37
SDJN R/L 2020 K11 IK	20 x 20	84		001.01.37



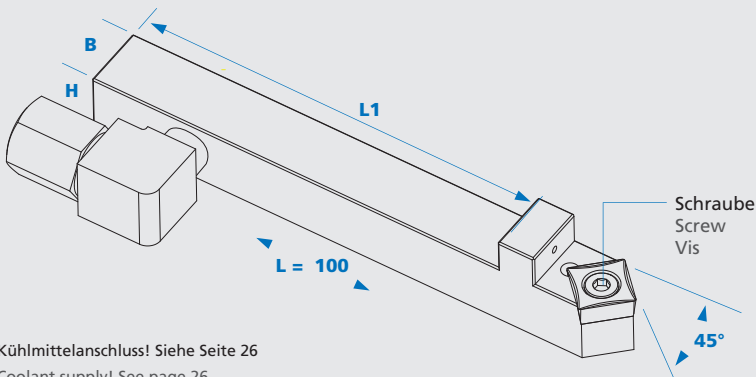
Kühlmittelanschluss! Siehe Seite 26
Coolant supply! See page 26
Raccord d'arrosage, voir pages 26

SSNC-Wendeplattenhalter mit Kühlkanal
SSNC-turret plate holder with interior cooling
SSNC-porte outil pour plaquette réversible
avec canal de refroidissement



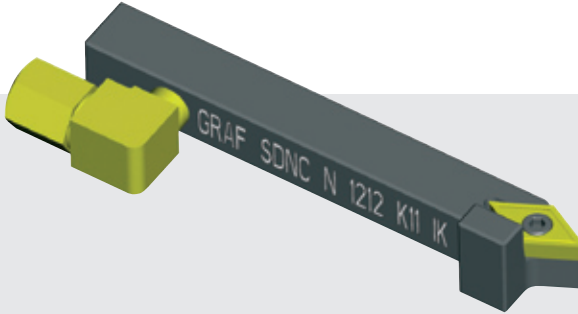
Anwendungsbereich
Kopierdrehen
Range of application
copy turning

Bestell-Nr. Order No. N° de reference	H x B	L1	Wendeplatte Insert plaquette réversible	Schraube screw vis
SSNC N 1012 K09 IK	10 x 12	77	SC... 09 T3...	001.01.15
SSNC N 1212 K09 IK	12 x 12	77		001.01.15
SSNC N 1616 K09 IK	16 x 16	77		001.01.15
SSNC N 2020 K09 IK	20 x 20	77		001.01.15



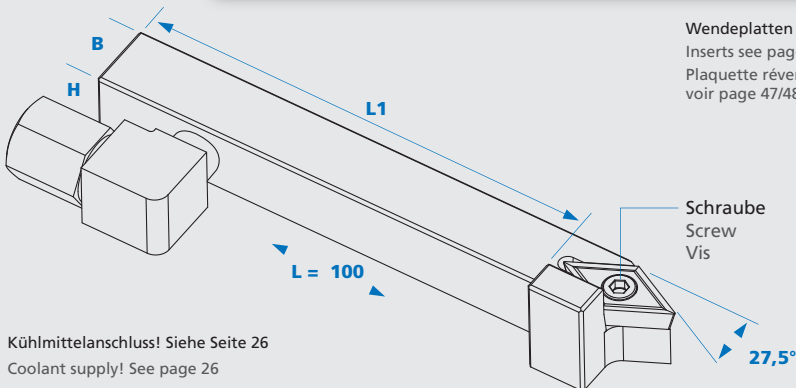
Kühlmittelanschluss! Siehe Seite 26
Coolant supply! See page 26
Raccord d'arrosage, voir pages 26

SDNC-Wendeplattenhalter mit Kühlkanal
SDNC-turret plate holder with interior cooling
SDNC-porte outil pour plaquette réversible
avec canal de refroidissement



Anwendungsbereich
Kopierdrehen
Range of application
copy turning

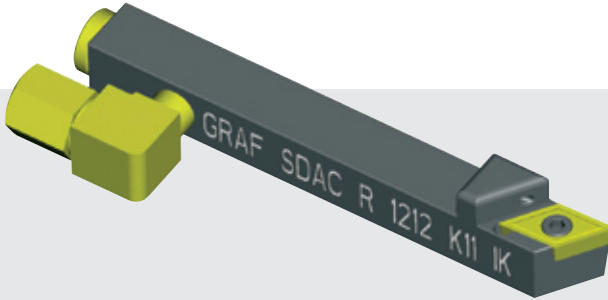
Bestell-Nr. Order No. N° de reference	H x B	L1	Wendeplatte Insert plaquette réversible	Schraube screw vis
SDNC N 1010 K07 IK	10 x 12	85	DC... 07 02 ...	001.01.01
SDNC N 1212 K07 IK	12 x 12	85		001.01.01
SDNC N 1212 K11 IK	12 x 12	82	DC... 11 T3 ...	001.01.15
SDNC N 1616 K11 IK	16 x 16	70		001.01.15
SDNC N 2020 K11IK	20 x 20	70		001.01.15



Wendeplatten siehe Seite 47/48
Inserts see page 47/48
Plaquette réversible
voir page 47/48

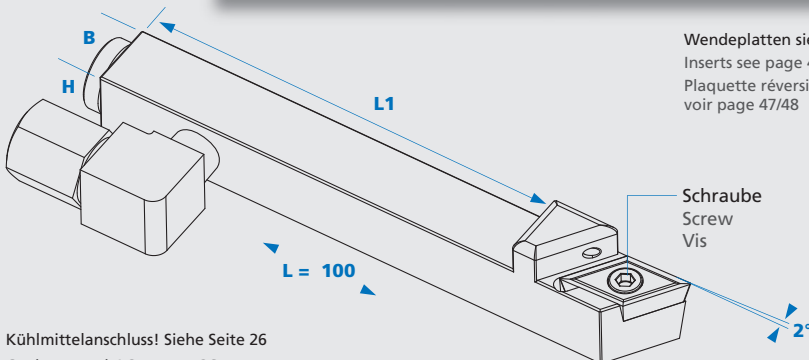
Kühlmittelanschluss! Siehe Seite 26
Coolant supply! See page 26
Raccord d'arrosage, voir pages 26

SDAC-Wendeplattenhalter mit Kühlkanal
SDAC-turret plate holder with interior cooling
SDAC-porte outil pour plaquette réversible
avec canal de refroidissement



Anwendungsbereich
Kopierdrehen
Range of application
copy turning

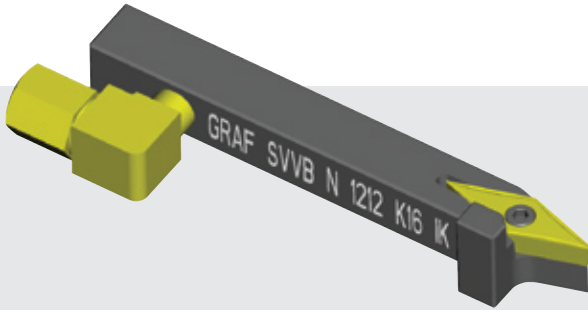
Bestell-Nr. Order No. N° de reference	H x B	L1	Wendeplatte Insert plaquette réversible	Schraube screw vis
SDAC R/L 0808 K07 IK	8 x 12	81	DC... 07 02 ...	001.01.01
SDAC R/L 1010 K07 IK	10 x 12	81		001.01.01
SDAC R/L 1212 K07 IK	12 x 12	81		001.01.01
SDAC R/L 1010 K11 IK	10 x 12	76	DC... 11 T3 ...	001.01.15
SDAC R/L 1212 K11 IK	12 x 12	76		001.01.15
SDAC R/L 1616 K11 IK	16 x 16	76		001.01.15
SDAC R/L 2020 K11 IK	20 x 20	76		001.01.15



Wendeplatten siehe Seite 47/48
Inserts see page 47/48
Plaquette réversible
voir page 47/48

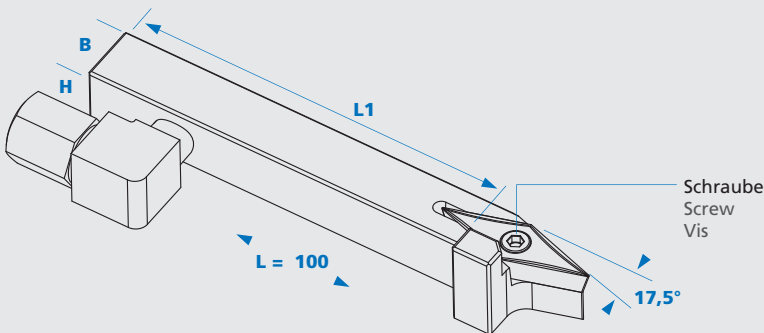
Kühlmittelanschluss! Siehe Seite 26
Coolant supply! See page 26
Raccord d'arrosage, voir pages 26

SVVB-Wendeplattenhalter mit Kühlkanal
SVVB-turret plate holder with interior cooling
SVVB-porte outil pour plaquette réversible
avec canal de refroidissement



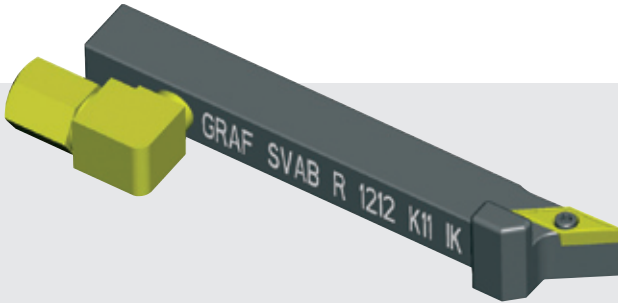
Anwendungsbereich
Kopierdrehen
Range of application
copy turning

Bestell-Nr. Order No. N° de reference	H x B	L1	Wendeplatte Insert plaquette réversible	Schraube screw vis
SVVB N 1010 K11 IK	10 x 12	80	VB... 11 03 ...	001.01.08
SVVB N 1212 K11 IK	12 x 12	80		001.01.08
SVVB N 1212 K16 IK	12 x 12	78	VB... 16 04 ...	001.01.15
SVVB N 1616 K16 IK	16 x 16	78		001.01.15
SVVB N 2020 K16 IK	20 x 20	78		001.01.15



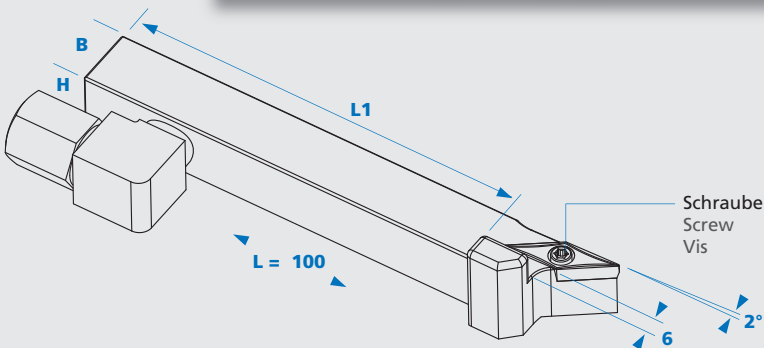
Kühlmittelanschluss! Siehe Seite 26
Coolant supply! See page 26
Raccord d'arrosage, voir pages 26

SVAB-Wendeplattenhalter mit Kühlkanal
SVAB-turret plate holder with interior cooling
SVAB-porte outil pour plaquette réversible
avec canal de refroidissement




Anwendungsbereich
Kopierdrehen
 Range of application
copy turning

Bestell-Nr. Order No. N° de reference	H x B	L1	Wendeplatte Insert plaquette réversible	Schraube screw vis
SVAB R/L 1010 K11 IK	10 x 12	80		001.01.08
SVAB R/L 1212 K11 IK	12 x 12	80	VB... 11 03 ...	001.01.08
SVAB R/L 1616 K11 IK	16 x 16	80		001.01.08
SVAB R/L 1212 K16 IK	12 x 12	80	VB... 16 04 ...	001.01.15
SVAB R/L 1616 K16 IK	16 x 16	80		001.01.15
SVAB R/L 2020 K16 IK	20 x 20	80		001.01.15



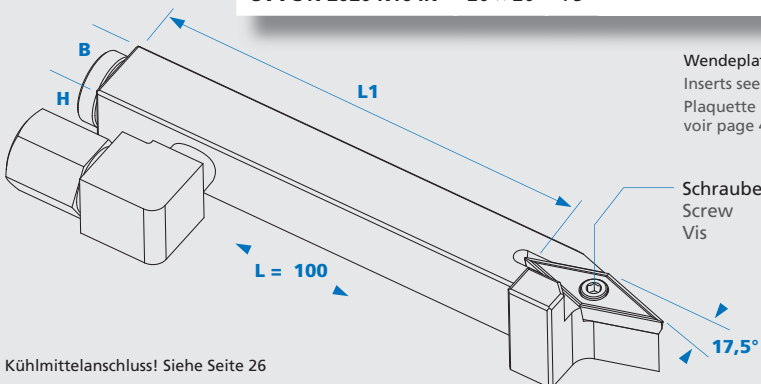
Kühlmittelanschluss! Siehe Seite 26
 Coolant supply! See page 26
 Raccord d'arrosage, voir pages 26

SVVC-Wendeplattenhalter mit Kühlkanal
SVVC-turret plate holder with interior cooling
SVVC-porte outil pour plaquette réversible
avec canal de refroidissement



Anwendungsbereich
Kopierdrehen
Range of application
copy turning


Bestell-Nr. Order No. N° de reference	H x B	L1	Wendeplatte Insert plaquette réversible	Schraube screw vis
SVVC N 1010 K11 IK	10 x 12	80	VC... 11 03 ...	001.01.08
SVVC N 1212 K11 IK	12 x 12	80		001.01.08
SVVC N 1212 K13 IK	12 x 12	80	VC... 13 03 ...	001.01.07
SVVC N 1616 K13 IK	16 x 16	80		001.01.07
SVVC N 2020 K13 IK	20 x 20	80		001.01.07
SVVC N 1616 K16 IK	16 x 16	75	VC... 16 04 ...	001.01.15
SVVC N 2020 K16 IK	20 x 20	75		001.01.15



Wendeplatten siehe Seite 43
Inserts see page 43
Plaquette réversible
voir page 43

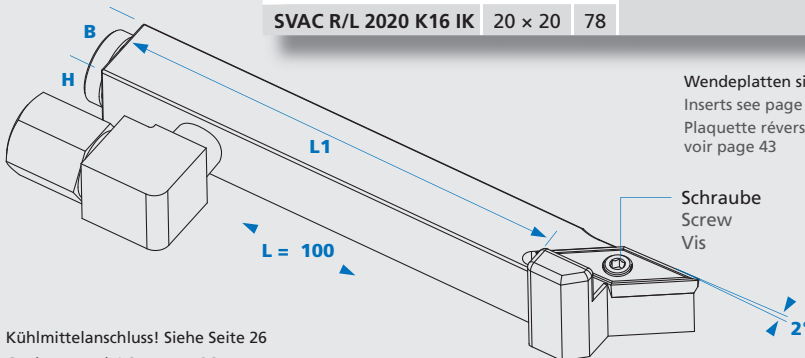
Kühlmittelanschluss! Siehe Seite 26
Coolant supply! See page 26
Raccord d'arrosage, voir pages 26

SVAC-Wendeplattenhalter mit Kühlkanal
SVAC-turret plate holder with interior cooling
SVAC-porte outil pour plaquette réversible
avec canal de refroidissement



Anwendungsbereich
Kopierdrehen
Range of application
copy turning

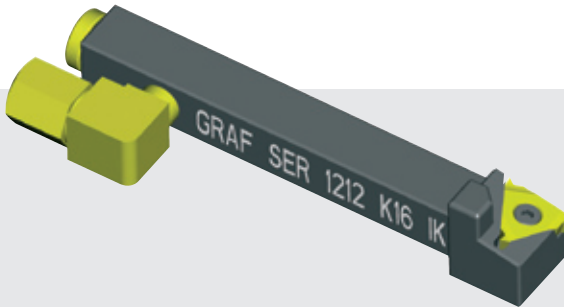
Bestell-Nr. Order No. N° de reference	H x B	L1	Wendeplatte Insert plaquette réversible	Schraube screw vis
SVAC R/L 0808 K07 IK	8 x 12	82	VC... 07 02 ...	001.01.09
SVAC R/L 1010 K07 IK	10 x 12	82		001.01.09
SVAC R/L 1010 K11 IK	10 x 12	82		001.01.08
SVAC R/L 1212 K11 IK	12 x 12	82		001.01.08
SVAC R/L 1616 K11 IK	16 x 16	82	VC... 11 03 ...	001.01.08
SVAC R/L 1010 K13 IK	10 x 12	80		001.01.07
SVAC R/L 1212 K13 IK	12 x 12	80		001.01.07
SVAC R/L 1616 K13 IK	16 x 16	80		001.01.07
SVAC R/L 2020 K13 IK	20 x 20	80	VC... 13 03 ...	001.01.07
SVAC R/L 1212 K16 IK	12 x 12	78		001.01.15
SVAC R/L 1616 K16 IK	16 x 16	78		001.01.15
SVAC R/L 2020 K16 IK	20 x 20	78		001.01.15



Wendeplatten siehe Seite 43
Inserts see page 43
Plaquette réversible
voir page 43

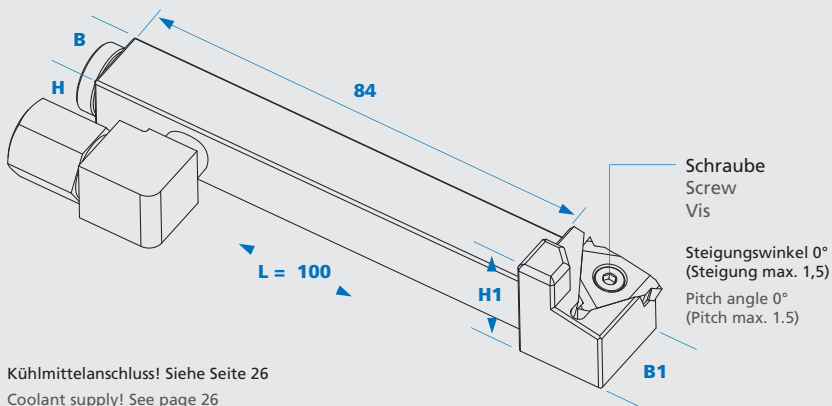
Kühlmittelsanschluss! Siehe Seite 26
Coolant supply! See page 26
Raccord d'arrosage, voir pages 26

SER/L-Wendeplattenhalter mit Kühlkanal
SER/L-turret plate holder with interior cooling
SER/L-porte outil pour plaquette réversible
avec canal de refroidissement



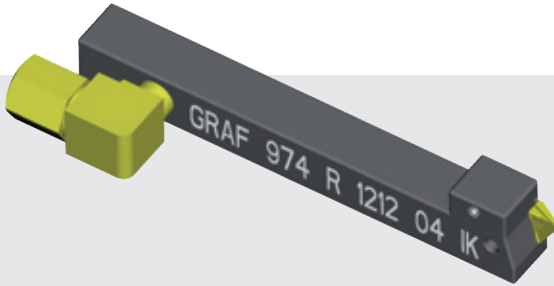
Anwendungsbereich
Gewindestrehlen
Range of application
thread cutting

Bestell-Nr. Order No. N° de reference	H x B	B1	H1	Wendeplatte Insert plaquette réversible	Schraube screw vis
SER/L 1010 K16 IK	10 x 12	16	18	16 ER ISO... 16 EL ISO...	001.01.04
SER/L 1212 K16 IK	12 x 12	16	20		001.01.04
SER/L 1616 K16 IK	16 x 16	16	24		001.01.04
SER/L 2020 K16 IK	20 x 20	20	29		001.01.04



Kühlmittelanschluss! Siehe Seite 26
Coolant supply! See page 26
Raccord d'arrosage, voir pages 26

Wendeplattenhalter mit Kühlkanal
turret plate holder with interior cooling
porte outil pour plaquette réversible
avec canal de refroidissement

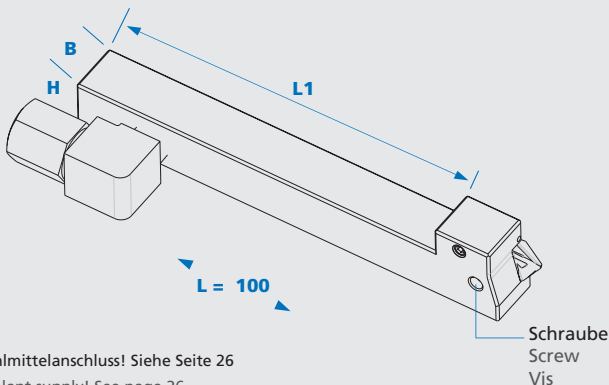


Anwendungsbereich

**Abstechen,
Kopierdrehen,
Einstech-Langdrehen**

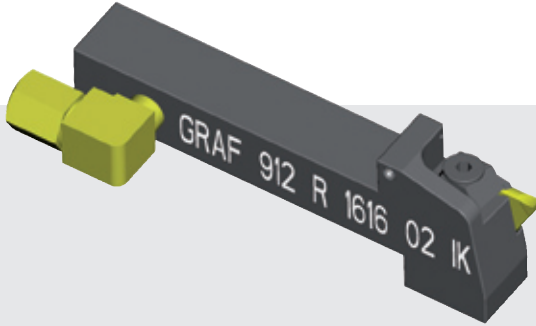
Range of application
**plunging, copy turning,
grooving**

Bestell-Nr. Order No. N° de reference	H x B	L1	Wendeplatte Insert plaquette réversible	Schraube screw vis
974 R/L 1012 04 IK	10 x 12	85	Horn Typ S 274	001 .01 39
974 R/L 1212 04 IK	12 x 12	85		001 .01 39
974 R/L 1616 04 IK	16 x 16	85		001 .01 39



Kühlmittelanschluss! Siehe Seite 26
Coolant supply! See page 26
Raccord d'arrosage, voir pages 26

Wendeplattenhalter mit Kühlkanal
turret plate holder with interior cooling
porte outil pour plaquette réversible
avec canal de refroidissement

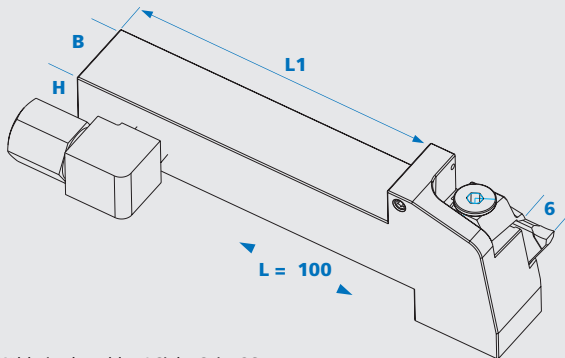


Anwendungsbereich

**Abstechen,
Kopierdrehen,
Einstech-Langdrehen**

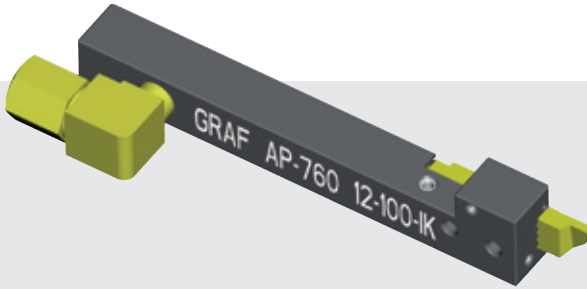
Range of application
**plunging, copy turning,
grooving**

Bestell-Nr. Order No. N° de reference	H x B	L1	Wendeplatte Insert plaquette réversible	Spannelement
912 R/L 1012 01 IK	10 x 12	75	Horn Typ 312 Breite 0,5 - 1,9	4 117
912 R/L 1212 01 IK	12 x 12	75		4 117
912 R/L 1616 01 IK	16 x 16	75		4 117
912 R/L 1012 02 IK	10 x 12	75	Horn Typ 312 Breite 1,9 - 2,9	4 117
912 R/L 1212 02 IK	12 x 12	75		4 117
912 R/L 1616 02 IK	16 x 16	75		4 117



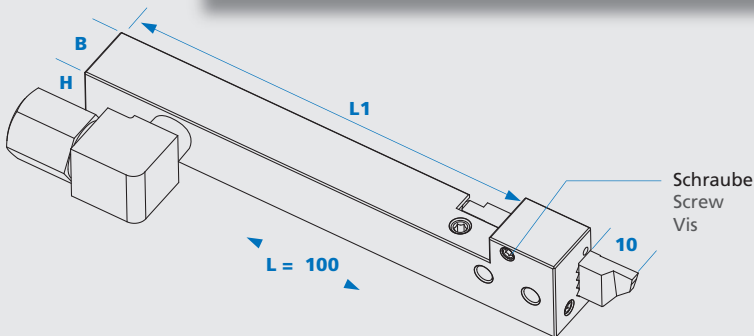
Kühlmittelanschluss! Siehe Seite 26
Coolant supply! See page 26
Raccord d'arrosage, voir pages 26

Applitec-Wendeplattenhalter mit Kühlkanal
Applitec-turret plate holder with interior cooling
Applitec-porte outil pour plaquette réversible
avec canal de refroidissement



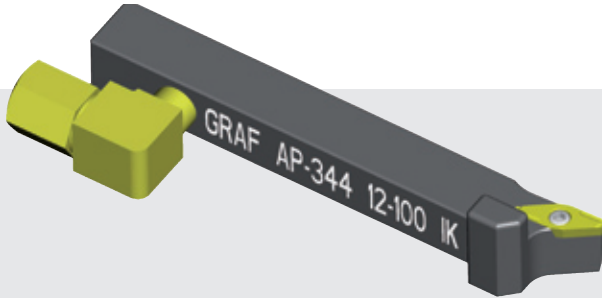
Anwendungsbereich
**Abstechen,
Kopierdrehen,
Einstech-Langdrehen**
Range of application
**plunging, copy turning,
grooving**

Bestell-Nr. Order No. N° de reference	H x B	L1	Wendeplatte Insert plaquette réversible	Schraube screw vis
AP 750 10 100 IK	10 x 12	86	APPLITEC series 750 left version	001.01.35
AP 750 12 100 IK	12 x 12	86		001.01.35
AP 750 16 100 IK	16 x 16	86		001.01.35
AP 750 20 100 IK	20 x 20	86		001.01.35
AP 760 10 100 IK	10 x 12	86	APPLITEC series 760 right version	001.01.35
AP 760 12 100 IK	12 x 12	86		001.01.35
AP 760 16 100 IK	16 x 16	86		001.01.35
AP 760 20 100 IK	20 x 20	86		001.01.35



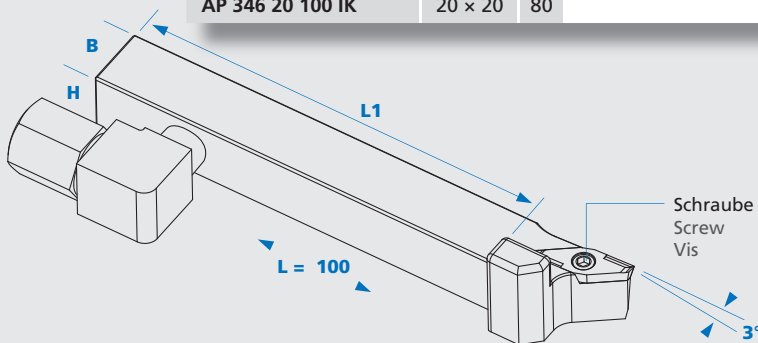
Kühlmittelanschluss! Siehe Seite 26
Coolant supply! See page 26
Raccord d'arrosage, voir pages 26

Applitec-Wendeplattenhalter mit Kühlkanal
Applitec-turret plate holder with interior cooling
Applitec-porte outil pour plaquette réversible
avec canal de refroidissement



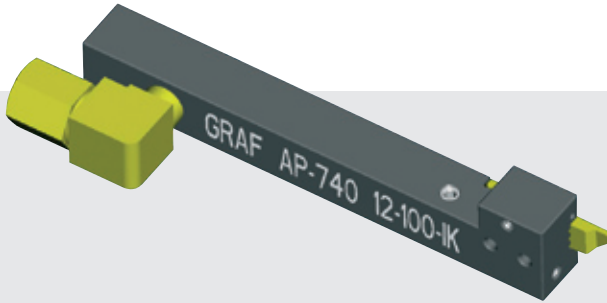
Anwendungsbereich
Kopierdrehen
 Range of application
copy turning

Bestell-Nr. Order No. N° de reference	H x B	L1	Wendeplatte Insert plaquette réversible	Schraube screw vis
AP 333 10 100 IK	10 x 12	80	APPLITEC series 330 left version	001.01.33
AP 334 12 100 IK	12 x 12	80		001.01.33
AP 335 16 100 IK	16 x 16	80		001.01.33
AP 336 20 100 IK	20 x 20	80		001.01.33
AP 343 10 100 IK	10 x 12	80	APPLITEC series 340 right version	001.01.33
AP 344 12 100 IK	12 x 12	80		001.01.33
AP 345 16 100 IK	16 x 16	80		001.01.33
AP 346 20 100 IK	20 x 20	80		001.01.33



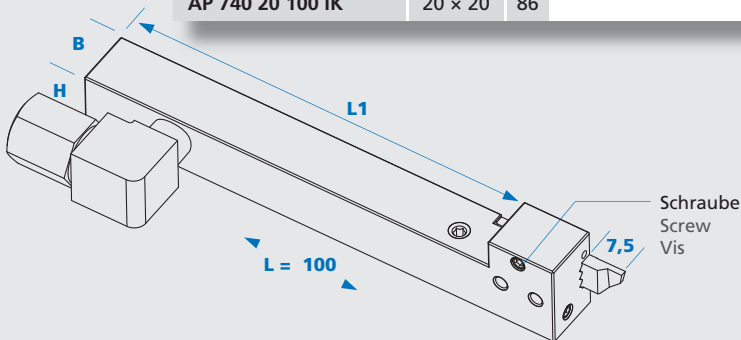
Kühlmittelanschluss! Siehe Seite 26
 Coolant supply! See page 26
 Raccord d'arrosage, voir pages 26

Applitec-Wendeplattenhalter mit Kühlkanal
Applitec-turret plate holder with interior cooling
Applitec-porte outil pour plaquette réversible
avec canal de refroidissement



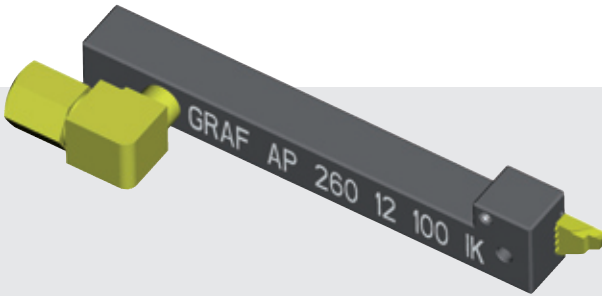
Anwendungsbereich
**Abstechen,
Gewindestrehlen,
Einstech-Langdrehen**
Range of application
**plunging, thread
cutting, grooving**

Bestell-Nr. Order No. N° de reference	H x B	L1	Wendeplatte Insert plaquette réversible	Schraube screw vis
AP 730 10 100 IK	10 x 12	86	APPLITEC series 730 left version	001.01.39
AP 730 12 100 IK	12 x 12	86		001.01.39
AP 730 16 100 IK	16 x 16	86		001.01.39
AP 730 20 100 IK	20 x 20	86		001.01.39
AP 740 10 100 IK	10 x 12	86	APPLITEC series 740 right version	001.01.39
AP 740 12 100 IK	12 x 12	86		001.01.39
AP 740 16 100 IK	16 x 16	86		001.01.39
AP 740 20 100 IK	20 x 20	86		001.01.39

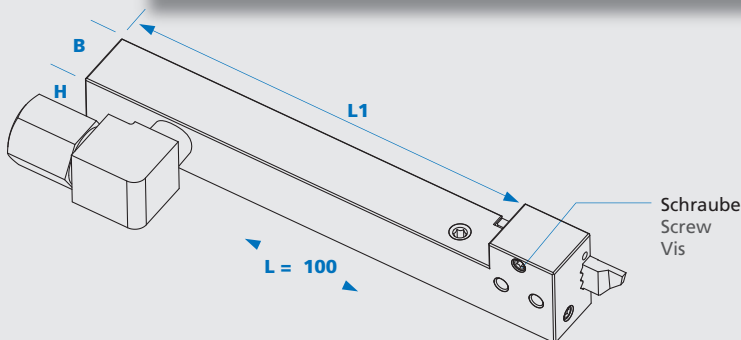


Kühlmittelanschluss! Siehe Seite 26
Coolant supply! See page 26
Raccord d'arrosage, voir pages 26

Applitec-Wendeplattenhalter mit Kühlkanal
Applitec-turret plate holder with interior cooling
Applitec-porte outil pour plaquette réversible
avec canal de refroidissement

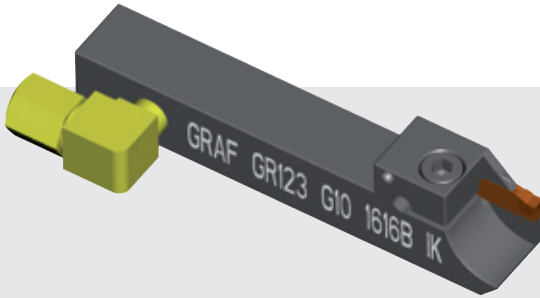


Bestell-Nr. Order No. N° de reference	H x B	L	L1	Wendeplatte Insert plaquette réversible	Schraube screw vis
AP 250-10-100 IK	10 x 12	100	87	APPLITEC series 250 left version	001.01.38
AP 250-12-100 IK	12 x 12	100	87		001.01.38
AP 250-16-100 IK	16 x 16	100	87		001.01.38
AP 250-20-100 IK	20 x 20	100	87		001.01.38
AP 260-10-100 IK	10 x 12	100	87	APPLITEC series 260 right version	001.01.38
AP 260-12-100 IK	12 x 12	100	87		001.01.38
AP 260-16-100 IK	16 x 16	100	87		001.01.38
AP 260-20-100 IK	20 x 20	100	87		001.01.38



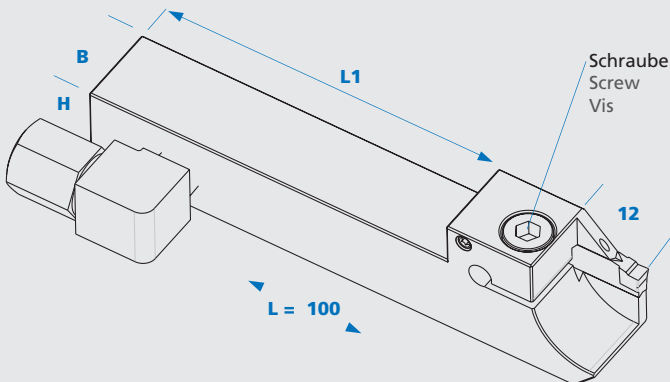
Kühlmittelanschluss! Siehe Seite 26
Coolant supply! See page 26
Raccord d'arrosage, voir pages 26

Sandvic-Wendeplattenhalter mit Kühlkanal
Sandvic-turret plate holder with interior cooling
Sandvic-porte outil pour plaquette réversible
avec canal de refroidissement



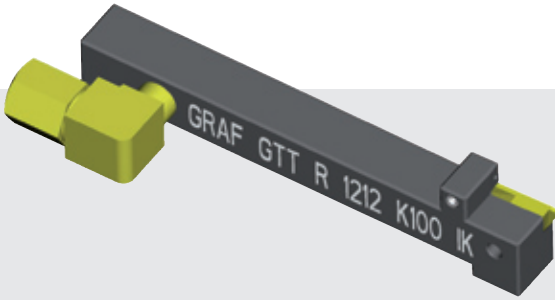
Anwendungsbereich
Abstechen

Bestell-Nr. Order No. N° de reference	H x B	L	Wendeplatte Insert plaquette réversible	Schraube screw vis
G-R/L F123 G10 1012B IK	10 x 12	71	Coro Cut R/L/N 123	001.00.14
G-R/L F123 G10 1212B IK	12 x 12	71	Coro Cut R/L/N 123	001.00.14
G-R/L F123 G10 1616B IK	16 x 16	71	Coro Cut R/L/N 123	001.00.14



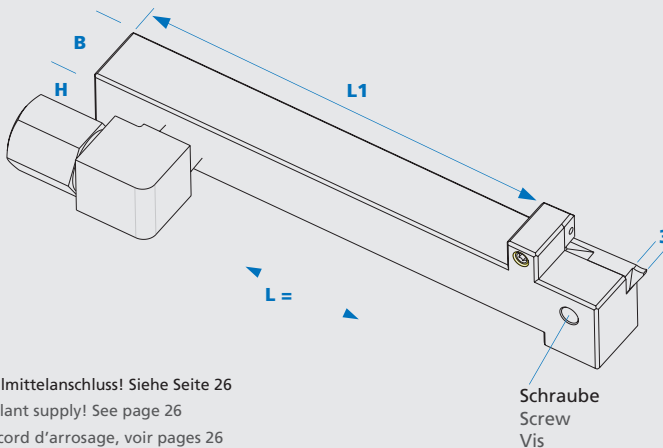
Kühlmittelanschluss! Siehe Seite 26
Coolant supply! See page 26
Raccord d'arrosage, voir pages 26

GTTR/L-Wendeplattenhalter mit Kühlkanal
GTTR/L-turret plate holder with interior cooling
GTTR/L-porte outil pour plaquette réversible
avec canal de refroidissement



Anwendungsbereich
Abstechen


Bestell-Nr. Order No. N° de reference	H x B	L	Wendeplatte Insert plaquette réversible	Schraube screw vis
GTT R 1012 K100 IK	10 x 12	82	Typ GTM.. 32..	001.01.27
GTT R 1212 K100 IK	12 x 12	82	Typ GTM.. 32..	001.01.27
GTT R 1616 K100 IK	16 x 16	82	Typ GTM.. 32..	001.01.27



Kühlmittelanschluss Standard

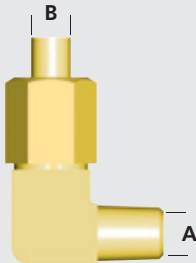
Coolant supply

Raccord pour canal d'arrosage



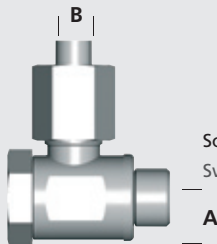
Kühlmittelanschluss
gerade
Straight screwed coupling

Bestell-Nr.	A	B
004.00.19	M 8 x 1	ø 6
004.00.14	1/8"	ø 6
004.00.15	1/4"	ø 10



Kühlmittelanschluss
winkelig fest
Coolant supply angled
and fix

Bestell-Nr.	A	B
004.00.22	M 8 x 1	ø 6
004.00.33	1/8"	ø 6
004.00.34	1/4"	ø 10




Schwenkverschraubung
Swivelling screw-fitting

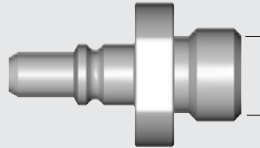
Bestell-Nr.	A	B
004.00.16	1/8"	ø 6
004.00.18	1/4"	ø 10

Kühlmittelanschluss Schnellkupplung
Clip connection for coolant supply
Raccord rapide pour canal d'arrosage

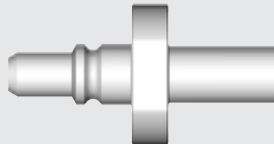
M10 X 1



Schnellkupplung 004.00.49
Quick connector 004.00.49



Stecker / Plug
M8 X 1 - 004.00.56
G1/8" - 004.00.57



Stecker / Plug
Ø 6 mm - 004.00.59


Einstech-
Langdreh-Werkzeuge
Recessing feed
turning tools
Outils pour charioter
et tronçonner



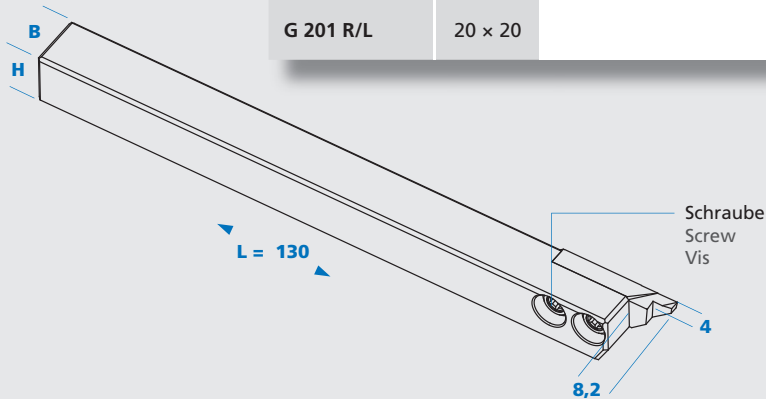
G-Wendeplattenhalter

G-turret plate holder

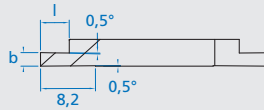
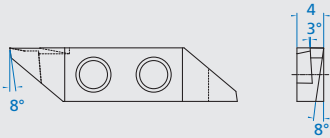
G-porte outil pour plaquette réversible




Bestell-Nr. Order No. N° de reference	H x B	Wendeplatte change plate plaquette amovible	Schraube screw vis
G 101 R/L	10 x 10	G 02...	001.01.12
G 121 R/L	12 x 12		001.01.12
G 161 R/L	16 x 16		001.01.12
G 201 R/L	20 x 20		001.01.12

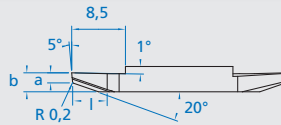
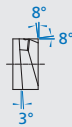
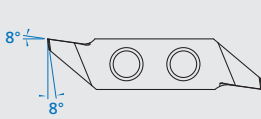


Anwendungsbereich
Einstech-Langdrehen
Range of application
grooving




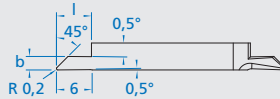
rechte Ausführung
right version

	Bestell-Nr. Order No.					
	N° de reference	b	l	K10	TIN	FUT
	G 0201.0 R/L	1,0	2,5	●	●	●
	G 0201.5 R/L	1,5	3,0	●	●	●
	G 0202.0 R/L	2,0	4,0	●	●	●
	G 0202.5 R/L	2,5	5,0	●	●	●
	G 0203.0 R/L	3,0	6,0	●	●	●




rechte Ausführung
right version

	Bestell-Nr. Order No.						
	N° de reference	b	l	a	K10	TIN	FUT
	G 0213.0 R/L	3,0	3,8	1,6	●	●	●
	G 0213.5 R/L	3,5	5,0	1,6	●	●	●
	G 0214.0 R/L	4,0	6,8	1,6	●	●	●



rechte Ausführung
right version

	Bestell-Nr. Order No.					
	N° de reference	b	l	K10	TIN	FUT
	G 0221.5 R/L	1,5	4,0	●	●	●
	G 0222.0 R/L	2,0	5,0	●	●	●
	G 0222.5 R/L	2,5	6,0	●	●	●


● lieferbar

Anwendungsbereich
Einstech-Langdrehen
Range of application
grooving




rechte Ausführung
right version

	Bestell-Nr. Order No. N° de reference	b	l	a	K10	TIN	FUT
	G 0232.0 R/L	2,0	4,0	0,8	●	●	●
	G 0232.5 R/L	2,5	5,0	1,0	●	●	●
	G 0233.0 R/L	3,0	6,0	1,2	●	●	●



rechte Ausführung
right version

	Bestell-Nr. Order No. N° de reference	b	l	a	K10	TIN	FUT
	G 0242.0 R/L	2,0	4,0	0,8	●	●	●
	G 0242.5 R/L	2,5	5,0	1,0	●	●	●
	G 0243.0 R/L	3,0	6,0	1,2	●	●	●

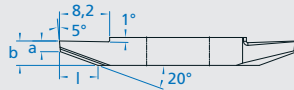


rechte Ausführung
right version


	Bestell-Nr. Order No. N° de reference	b	l	a	K10	TIN	FUT
	G 0252.0 R/L	2,0	4,0	0,8	●	●	●
	G 0252.5 R/L	2,5	5,0	1,0	●	●	●
	G 0253.0 R/L	3,0	6,0	1,2	●	●	●


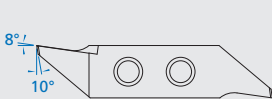
● lieferbar

Anwendungsbereich
Einstech-Langdrehen
Range of application
grooving




rechte Ausführung
right version

	Bestell-Nr. Order No. N° de reference	b	l	a	K10	TIN	FUT
	G 0263.0 R/L	3,0	3,8	1,6	●	●	●
	G 0263.5 R/L	3,5	5,0	1,6	●	●	●
	G 0264.0 R/L	4,0	6,8	1,6	●	●	●



rechte Ausführung
right version


	Bestell-Nr. Order No. N° de reference	b	l	a	K10	TIN	FUT
	G 0272.0 R/L	2,0	4,0	0,8	●	●	●
	G 0272.5 R/L	2,5	5,0	1,0	●	●	●
	G 0273.0 R/L	3,0	6,0	1,2	●	●	●

● lieferbar

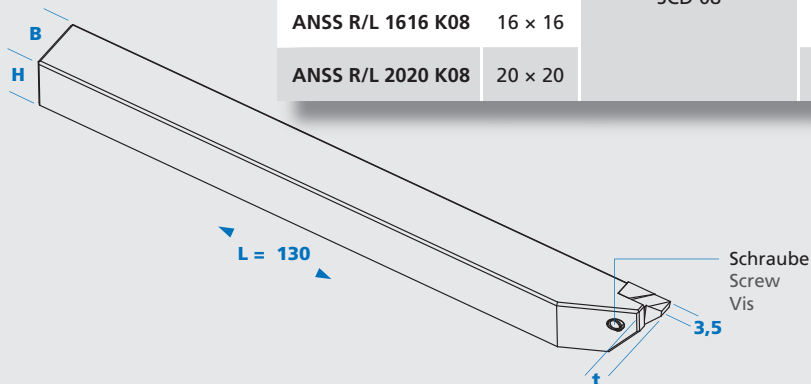
ANSS-Wendeplattenhalter

ANSS-turret plate holder

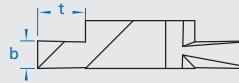
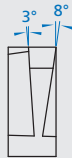
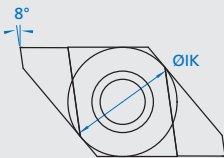
ANSS-porte outil pour plaquette réversible



Bestell-Nr. Order No. N° de reference	H x B	Wendeplatte change plate plaquette amovible	Schraube screw vis
ANSS R/L 0808 K06	8 x 8	SCD 06	001.01.03
ANSS R/L 1010 K06	10 x 10		001.01.03
ANSS R/L 1212 K06	12 x 12		001.01.03
ANSS R/L 1616 K06	16 x 16		001.01.03
ANSS R/L 1010 K08	10 x 10	SCD 08	001.01.04
ANSS R/L 1212 K08	12 x 12		001.01.04
ANSS R/L 1616 K08	16 x 16		001.01.04
ANSS R/L 2020 K08	20 x 20		001.01.04

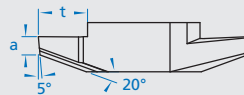
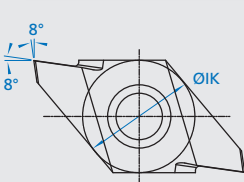


Anwendungsbereich
Einstech-Langdrehen
Range of application
grooving



rechte Ausführung
right version

	Bestell-Nr. Order No. N° de reference	b	IK	t	K10	TIN	FUT
	SCD 06 150 R/L	1,5	6,0	2,5	●	●	●
	SCD 06 200 R/L	2,0	6,0	2,5	●	●	●
	SCD 06 250 R/L	2,5	6,0	2,5	●	●	●
	SCD 08 200 R/L	2,0	8,0	3,5	●	●	●
	SCD 08 250 R/L	2,5	8,0	3,5	●	●	●
	SCD 08 300 R/L	3,0	8,0	3,5	●	●	●
	SCD 08 350 R/L	3,5	8,0	3,5	●	●	●



rechte Ausführung
right version

	Bestell-Nr. Order No. N° de reference	b	IK	t	a	K10	TIN	FUT
	CSX 06 200 R/L	2,0	6,0	2,7	1,0	●	●	●
	CSX 08 250 R/L	2,5	8,0	3,4	1,3	●	●	●

● lieferbar


Kopierdreh-Werkzeuge
Copy turning tools
Outils pour copier



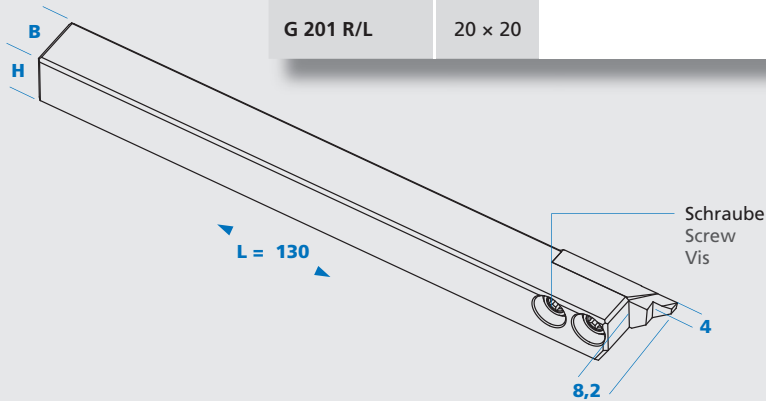
G-Wendeplattenhalter

G-turret plate holder

G-porte outil pour plaquette réversible



Bestell-Nr. Order No. N° de reference	H x B	Wendeplatte change plate plaquette amovible	Schraube screw vis
G 101 R/L	10 x 10	G 04...	001.01.12
G 121 R/L	12 x 12		001.01.12
G 161 R/L	16 x 16		001.01.12
G 201 R/L	20 x 20		001.01.12

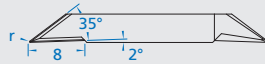
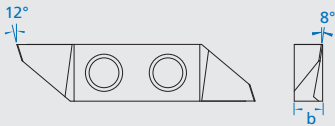


Anwendungsbereich

Kopierdrehen


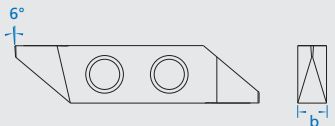
Range of application

copy turning



rechte Ausführung
right version

	Bestell-Nr. Order No. N° de reference	b	r	K10	TIN	FUT
	G 0400.2 R/L	4,0	0,2	●	●	●
	G 0400.4 R/L	4,0	0,4	●	●	●



rechte Ausführung
right version


	Bestell-Nr. Order No. N° de reference	b	r	K10	TIN	FUT
	G 0410.2 N	4,0	0,2	●	●	●
	G 0410.4 N	4,0	0,4	●	●	●

● lieferbar

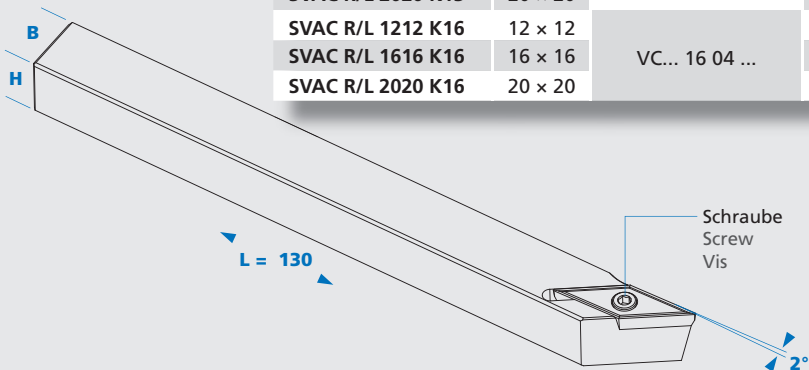
SVAC-Wendeplattenhalter

SVAC-turret plate holder

SVAC-porte outil pour plaquette réversible




Bestell-Nr. Order No. N° de reference	H x B	Wendeplatte change plate plaquette amovible	Schraube screw vis
SVAC R/L 0808 K07	8 x 8	VC... 07 02 ...	001.01.09
SVAC R/L 1010 K07	10 x 10		001.01.09
SVAC R/L 1212 K07	12 x 12		001.01.09
SVAC R/L 0808 K11	8 x 8	VC... 11 03 ...	001.01.08
SVAC R/L 1010 K11	10 x 10		001.01.08
SVAC R/L 1212 K11	12 x 12		001.01.08
SVAC R/L 1616 K11	16 x 16	VC... 13 03 ...	001.01.08
SVAC R/L 0808 K13	8 x 8		001.01.07
SVAC R/L 1010 K13	10 x 10		001.01.07
SVAC R/L 1212 K13	12 x 12		001.01.07
SVAC R/L 1616 K13	16 x 16		001.01.07
SVAC R/L 2020 K13	20 x 20	VC... 16 04 ...	001.01.07
SVAC R/L 1212 K16	12 x 12		001.01.15
SVAC R/L 1616 K16	16 x 16		001.01.15
SVAC R/L 2020 K16	20 x 20		001.01.15



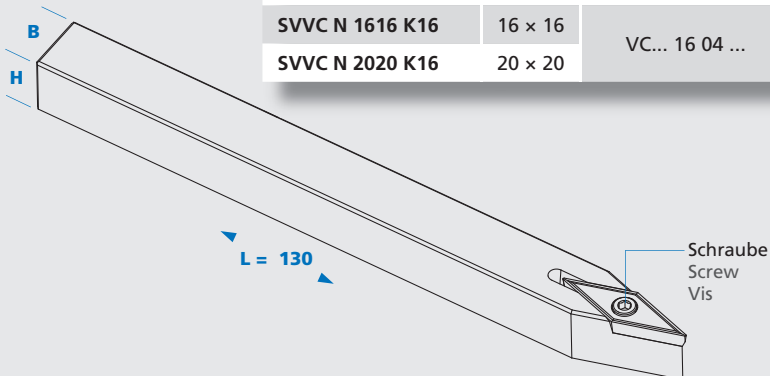
SVVC-Wendeplattenhalter

SVVC-turret plate holder

SVVC-porte outil pour plaquette réversible




Bestell-Nr. Order No. N° de reference	H x B	Wendeplatte change plate plaquette amovible	Schraube screw vis
SVVC N 0808 K07	8 x 8	VC... 07 02 ...	001.01.09
SVVC N 0808 K11	8 x 8	VC... 11 03 ...	001.01.08
SVVC N 1010 K11	10 x 10		001.01.08
SVVC N 1212 K11	12 x 12		001.01.08
SVVC N 0808 K13	8 x 8	VC... 13 03 ...	001.01.07
SVVC N 1010 K13	10 x 10		001.01.07
SVVC N 1212 K13	12 x 12		001.01.07
SVVC N 1616 K13	16 x 16		001.01.07
SVVC N 2020 K13	20 x 20		001.01.07
SVVC N 1616 K16	16 x 16	VC... 16 04 ...	001.01.15
SVVC N 2020 K16	20 x 20		001.01.15



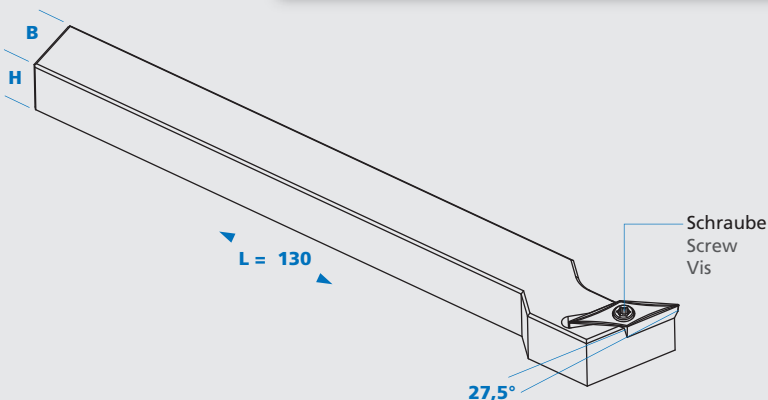
SVLC-Wendeplattenhalter

SVLC-turret plate holder

SVLC-porte outil pour plaquette réversible



Bestell-Nr. Order No. N° de reference	H x B	Wendeplatte change plate plaquette amovible	Schraube screw vis
SVLC R/L 0808 K11	8 x 8	VC... 11 03 ...	001.01.08
SVLC R/L 1010 K11	10 x 10		001.01.08
SVLC R/L 1212 K11	12 x 12		001.01.08
SVLC R/L 1616 K11	16 x 16		001.01.08
SVLC R/L 2020 K11	20 x 20		001.01.08
SVLC R/L 1616 K13	16 x 16	VC... 13 03 ...	001.01.07
SVLC R/L 2020 K13	20 x 20		001.01.07

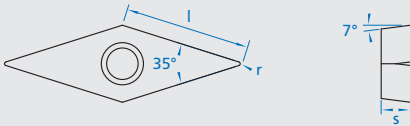


Anwendungsbereich

Kopierdrehen

Range of application

copy turning




	Bestell-Nr. Order No. N° de reference	l	r	s	K10	TIN	FUT
	VCGT 07 02 02 -A2	7,0	0,2	2,38	●	●	●
	VCGT 07 02 04 -A2	7,0	0,4	2,38	●	●	●
	VCGT 11 03 02 -27	11,1	0,2	3,18	●	●	●
	VCGT 11 03 04 -27	11,1	0,4	3,18	●	●	●
	VCGT 11 03 08 -27	11,1	0,8	3,18	●	●	●
	VCGT 13 03 01 - 21	13,8	0,1	3,97	●	●	●
	VCGT 13 03 02 - 21	13,8	0,2	3,97	●	●	●
	VCGT 13 03 04 - 21	13,8	0,4	3,97	●	●	●
	VCGT 13 03 02 - 22	13,8	0,2	3,97	●	●	●
	VCGT 13 03 04 - 22	13,8	0,4	3,97	●	●	●
	VCGT 13 03 02 pol. Ausf.	13,8	0,2	3,97	●	●	●
	VCGT 13 03 04 pol. Ausf.	13,8	0,4	3,97	●	●	●
	VCGW 13 03 01	13,8	0,1	3,97	●	●	●
	VCGW 13 03 04	13,8	0,4	3,97	●	●	●
	VCGT 16 04 08 - 64	16,6	0,8	4,76	●	●	●
	VCGT 16 04 12 - 64	16,6	1,2	4,76	●	●	●

● lieferbar

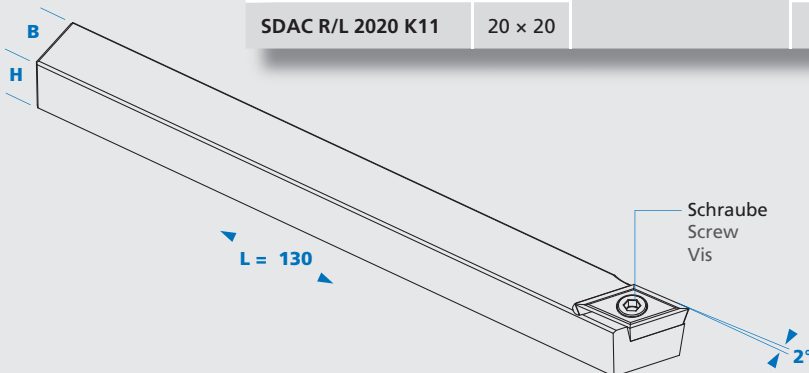
SDAC-Wendeplattenhalter

SDAC-turret plate holder

SDAC-porte outil pour plaquette réversible




Bestell-Nr. Order No. N° de reference	H × B	Wendeplatte change plate plaquette amovible	Schraube screw vis
SDAC R/L 0808 K07	8 × 8	DC... 07 02 ...	001.01.01
SDAC R/L 1010 K07	10 × 10		001.01.01
SDAC R/L 1212 K07	12 × 12		001.01.01
SDAC R/L 1616 K07	16 × 16		001.01.01
SDAC R/L 1010 K11	10 × 10	DC... 11 T3 ...	001.01.15
SDAC R/L 1212 K11	12 × 12		001.01.15
SDAC R/L 1616 K11	16 × 16		001.01.15
SDAC R/L 2020 K11	20 × 20		001.01.15



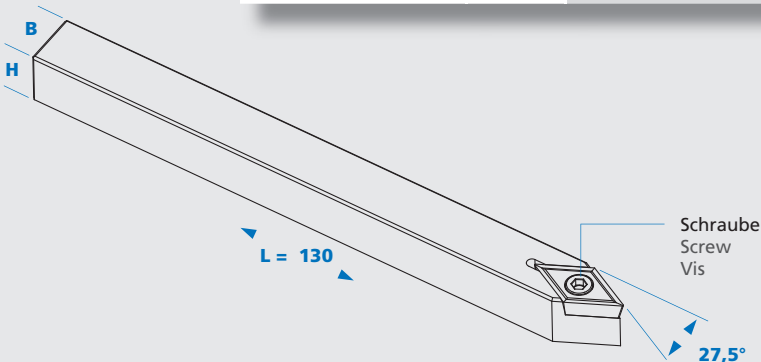
SDNC-Wendeplattenhalter

SDNC-turret plate holder

SDNC-porte outil pour plaquette réversible




Bestell-Nr. Order No. N° de reference	H x B	Wendeplatte change plate plaquette amovible	Schraube screw vis
SDNC N 0808 K07	8 x 8	DC... 07 02 ...	001.01.01
SDNC N 1010 K07	10 x 10		001.01.01
SDNC N 1212 K07	12 x 12		001.01.01
SDNC N 1616 K07	16 x 16		001.01.01
SDNC N 1212 K11	12 x 12	DC... 11 T3 ...	001.01.15
SDNC N 1616 K11	16 x 16		001.01.15
SDNC N 2020 K11	20 x 20		001.01.15



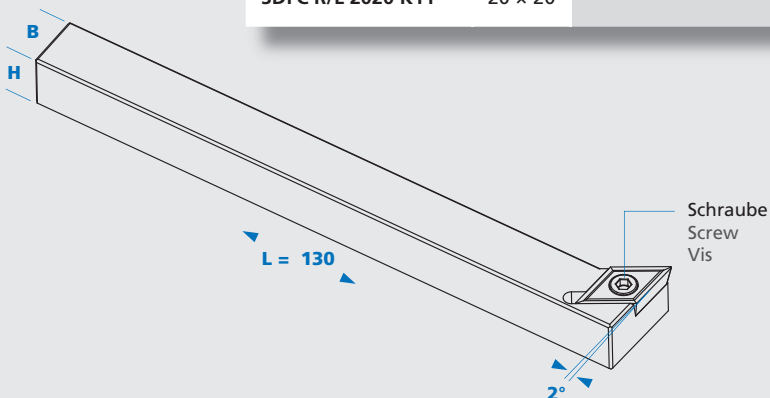
SDFC-Wendeplattenhalter

SDFC-turret plate holder

SDFC-porte outil pour plaquette réversible



Bestell-Nr. Order No. N° de reference	H x B	Wendeplatte change plate plaquette amovible	Schraube screw vis
SDFC R/L 1010 K07	10 x 10	DC... 07 02 ...	001.01.01
SDFC R/L 1212 K07	12 x 12		001.01.01
SDFC R/L 1212 K11	12 x 12	DC... 11 T3 ...	001.01.15
SDFC R/L 1616 K11	16 x 16		001.01.15
SDFC R/L 2020 K11	20 x 20		001.01.15

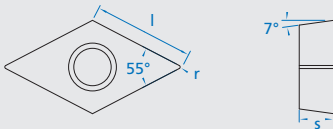


Anwendungsbereich

Kopierdrehen

Range of application

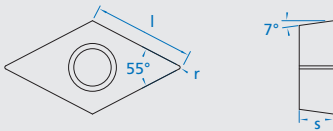
copy turning



	Bestell-Nr. Order No. N° de reference	b	r	s	TN60
	DCGT 07 02 00 FR/FL	7,7	0,0	2,38	●
	DCGT 07 02 01 FR/FL	7,7	0,1	2,38	●
	DCGT 07 02 02 FR/FL	7,7	0,2	2,38	●
	DCGT 11 T3 00 FR/FL	11,6	0,0	3,97	●
	DCGT 11 T3 01 FR/FL	11,6	0,1	3,97	●
	DCGT 11 T3 02 FR/FL	11,6	0,2	3,97	●
	DCGT 11 T3 04 FR/FL	11,6	0,4	3,97	●
	DCGT 07 02 02 FNZ	7,7	0,2	2,38	●
	DCGT 07 02 04 FNZ	7,7	0,4	2,38	●
	DCGT 11 T3 02 FNZ	11,6	0,2	3,97	●
	DCGT 11 T3 04 FNZ	11,6	0,4	3,97	●

● lieferbar

Anwendungsbereich
Kopierdrehen
Range of application
copy turning



	Bestell-Nr. Order No. N° de reference	l	r	s	K10	TIN	TN60
	DCMT 07 02 02 F1	7,7	0,2	2,38	●	●	
	DCMT 07 02 04 F1	7,7	0,4	2,38	●	●	
	DCMT 07 02 08 F1	7,7	0,8	2,38	●	●	
	DCMT 11 T3 02 F1	11,6	0,2	3,97	●	●	
	DCMT 11 T3 04 F1	11,6	0,4	3,97	●	●	
	DCMT 11 T3 08 F1	11,6	0,8	3,97	●	●	
	DCMT 07 02 02 - 73	7,7	0,2	2,38	●	●	
	DCMT 07 02 04 - 73	7,7	0,4	2,38	●	●	
	DCMT 11 T3 04 - 73	11,6	0,4	3,97	●	●	
	DCMT 11 T3 08 - 73	11,6	0,8	3,97	●	●	
	DCMT 11 T3 04 FNZ	11,6	0,4	3,97			●
	DCMT 11 T3 08 FNZ	11,6	0,8	3,97			●

● lieferbar


Außengewindedreh-
Werkzeuge
Threading tools
Outils pour filetage



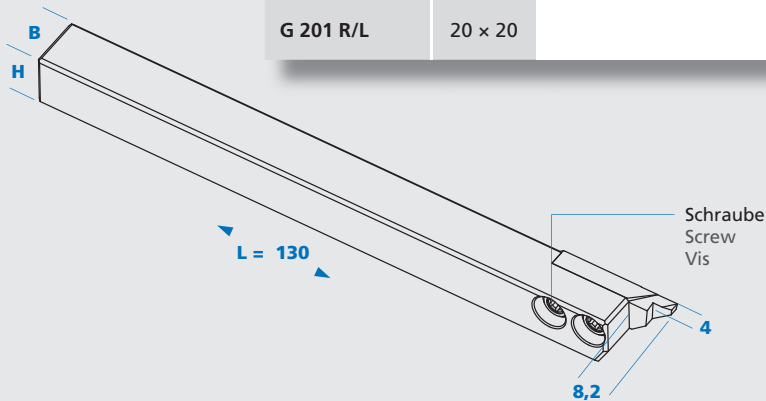
G-Wendeplattenhalter

G-turret plate holder

G-porte outil pour plaquette réversible



Bestell-Nr. Order No. N° de reference	H × B	Wendeplatte change plate plaquette amovible	Schraube screw vis
G 101 R/L	10 × 10	TP - G 050...	001.01.12
G 121 R/L	12 × 12		001.01.12
G 161 R/L	16 × 16		001.01.12
G 201 R/L	20 × 20		001.01.12

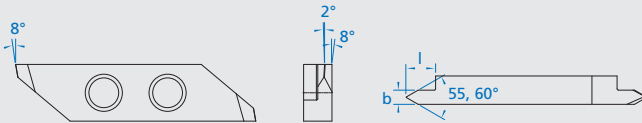


Anwendungsbereich

Gewindestrehlen

Range of application

thread cutting



rechte Ausführung
right version

Gewindestrehl-Wendeplatte
„TP“ (Teilprofil)

Thread Cutting Insert
„TP“ (dividing profile)

Outil de Filetage „TP“
(profil divisé)

	Bestell-Nr. Order No. N° de reference	b	l	K10	TIN	FUT
	TP - G 0502.0 R/L 55 °	2,0	4,0	●	●	●
	TP - G 0502.0 R/L 60 °	2,0	4,0	●	●	●
	TP - G 0503.5 R/L 55 °	3,5	6,0	●	●	●
	TP - G 0503.5 R/L 60°	3,5	6,0	●	●	●

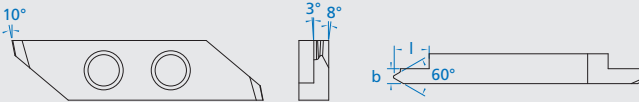
● lieferbar

Sondergewinde auf Anfrage!

Special thread on demand!


special filet selon demande!

Anwendungsbereich
Gewindestrehlen
Range of application
thread cutting



rechte Ausführung
right version

Gewindestrehl-Wendeplatte
„VP“ (Vollprofil)
Thread Cutting Insert
„VP“ (continuous profile)
Outil de Filetage „VP“
(profil continue)

Bestell-Nr. Order No. N° de reference	Steigungen	b	l	K10	TIN	FUT
	VP - G 0512.0 R/L Stg. ... 0,35 (M1,6)	2,0	4,0	●	●	●
	0,40 (M 2)			●	●	●
	0,50 (M 3)			●	●	●
	0,70 (M 4)			●	●	●
	Steigung angeben 0,75			●	●	●
	indicate inclination 0,8 (M 5)			●	●	●
	indiquez le pas 1,0 (M 6)			●	●	●
	1,25 (M 8)			●	●	●
	1,5 (M 10)			●	●	●
	1,75 (M12)			●	●	●
VP - G 0513.5 R/L Stg. ...	2,0 (M14)	3,5	6,0	●	●	●


● lieferbar

Sondergewinde auf Anfrage!
Special thread on demand!
special filet selon demande!

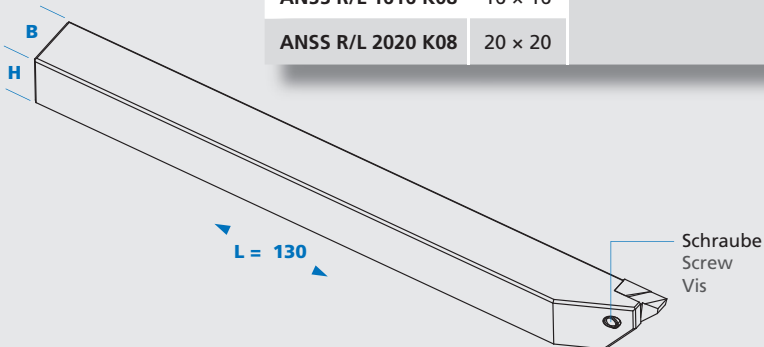
ANSS-Wendeplattenhalter

ANSS-turret plate holder

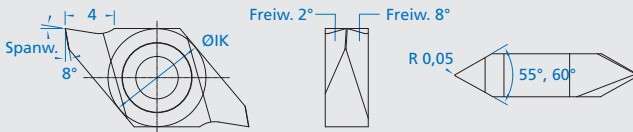
ANSS-porte outil pour plaquette réversible




Bestell-Nr. Order No. N° de reference	H x B	Wendeplatte change plate plaquette amovible	Schraube screw vis
ANSS R/L 0808 K06	8 x 8	TP - CS 06...	001.01.03
ANSS R/L 1010 K06	10 x 10		001.01.03
ANSS R/L 1212 K06	12 x 12		001.01.03
ANSS R/L 1616 K06	16 x 16		001.01.03
ANSS R/L 1010 K08	10 x 10	TP - CS 08...	001.01.04
ANSS R/L 1212 K08	12 x 12		001.01.04
ANSS R/L 1616 K08	16 x 16		001.01.04
ANSS R/L 2020 K08	20 x 20		001.01.04



Anwendungsbereich
Gewindestrehlen
Range of application
thread cutting



Gewindestreih-Wendeplatte
„TP“ (Teilprofil)
Thread Cutting Insert
„TP“ (dividing profile)
Outil de Filetage „TP“
(profil divise)

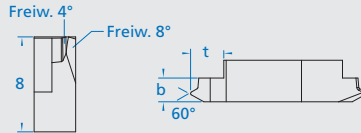
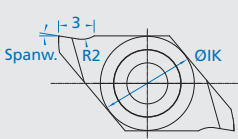
	Bestell-Nr. Order No. N° de reference	b	Spanwinkel	t	IK	K10	TIN	FUT
	TP - CS 06 55 ° R/L	2,15	13°	2,5	6,0	●	●	●
	TP - CS 06 60 ° R/L	2,15	13°	2,5	6,0	●	●	●
	TP - CS 08 55 ° R/L	3,15	9°	2,8	8,0	●	●	●
	TP - CS 08 60 ° R/L	3,15	9°	2,8	8,0	●	●	●

● lieferbar

Sondergewinde auf Anfrage!
Special thread on demand!
special filet selon demande!



Anwendungsbereich
Gewindestrehlen

Range of application
thread cutting



rechte Ausführung
right version

Gewindestrehl-Wendeplatte
„VP“ (Vollprofil)
Thread Cutting Insert
„VP“ (continuous profile)
Outil de Filetage „VP“
(profil continu)

Bestell-Nr. Order No. N° de reference	b	Spanwinkel	t	IK	Steigungen	K10	TIN	FUT
VP - CS 06 Stg. ... R/L Steigung angeben indicate inclination indiquez le pas 	1,3	13°	2,5	6,0	0,35 (M1,6)	●	●	●
	1,3	13°	2,5	6,0	0,40 (M 2)	●	●	●
	1,3	13°	2,5	6,0	0,50 (M 3)	●	●	●
	1,6	13°	2,5	6,0	0,70 (M 4)	●	●	●
	1,6	13°	2,5	6,0	0,75	●	●	●
	1,6	13°	2,5	6,0	0,8 (M 5)	●	●	●
	1,6	13°	2,5	6,0	1,0 (M 6)	●	●	●
	2,15	13°	2,5	6,0	1,25 (M 8)	●	●	●
	2,15	13°	2,5	6,0	1,5 (M 10)	●	●	●
	2,15	13°	2,5	6,0	1,75 (M12)	●	●	●
	2,15	13°	2,5	6,0	2,0 (M14)	●	●	●
	2,15	13°	2,5	6,0	2,0 (M14)	●	●	●
VP - CS 08 Stg. ... R/L Steigung angeben indicate inclination indiquez le pas 	1,3	9°	2,8	8,0	0,35 (M1,6)	●	●	●
	1,3	9°	2,8	8,0	0,40 (M 2)	●	●	●
	1,3	9°	2,8	8,0	0,50 (M 3)	●	●	●
	1,6	9°	2,8	8,0	0,70 (M 4)	●	●	●
	1,6	9°	2,8	8,0	0,75	●	●	●
	1,6	9°	2,8	8,0	0,8 (M 5)	●	●	●
	1,6	9°	2,8	8,0	1,0 (M 6)	●	●	●
	2,15	9°	2,8	8,0	1,25 (M 8)	●	●	●
	2,15	9°	2,8	8,0	1,5 (M 10)	●	●	●
	3,15	9°	2,8	8,0	1,75 (M12)	●	●	●
	3,15	9°	2,8	8,0	2,0 (M14)	●	●	●
	3,15	9°	2,8	8,0	2,0 (M14)	●	●	●


● lieferbar

Sondergewinde auf Anfrage!
Special thread on demand!
special filet selon demande!

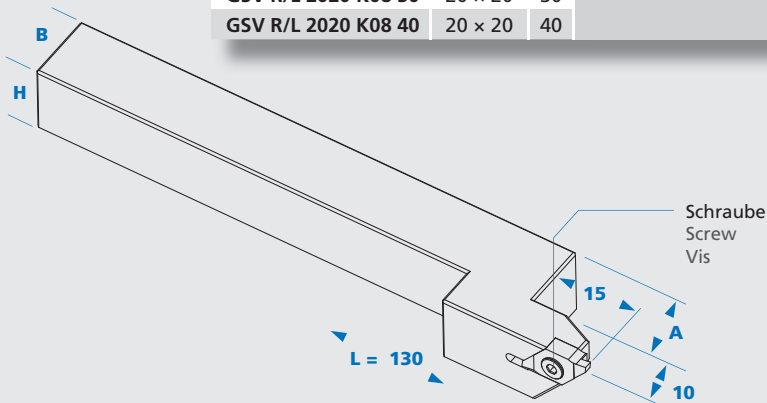
GSV-Wendeplattenhalter

GSV-turret plate holder

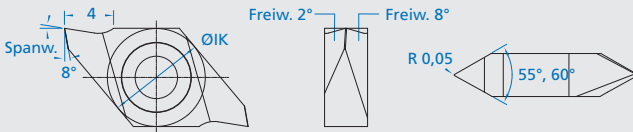
GSV-porte outil pour plaque réversible



Bestell-Nr. Order No. N° de reference	H x B	A	Wendeplatte change plate plaquette amovible	Schraube screw vis
GSV R/L 0808 K06 20	8 x 8	20	TP - CS 06...	001.01.03
GSV R/L 0808 K06 30	8 x 8	30		001.01.03
GSV R/L 1010 K06 20	10 x 10	20		001.01.03
GSV R/L 1010 K06 30	10 x 10	30		001.01.03
GSV R/L 1010 K08 20	10 x 10	20	TP - CS 08...	001.01.04
GSV R/L 1010 K08 30	10 x 10	30		001.01.04
GSV R/L 1212 K08 20	12 x 12	20		001.01.04
GSV R/L 1212 K08 30	12 x 12	30		001.01.04
GSV R/L 1616 K08 25	16 x 16	25		001.01.04
GSV R/L 1616 K08 35	16 x 16	35		001.01.04
GSV R/L 2020 K08 30	20 x 20	30		001.01.04
GSV R/L 2020 K08 40	20 x 20	40		001.01.04




Anwendungsbereich
Gewindestrehlen
Range of application
thread cutting



rechte Ausführung
right version

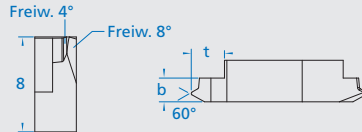
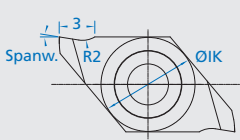
Gewindestrehl-Wendeplatte
„TP“ (Teilprofil)
Thread Cutting Insert
„TP“ (dividing profile)
Outil de Filetage „TP“
(profil divise)

	Bestell-Nr. Order No. N° de reference	b	Spanwinkel	t	IK	K10	TIN	FUT
	TP - CS 06 55 ° R/L	2,15	13°	2,5	6,0	●	●	●
	TP - CS 06 60 ° R/L	2,15	13°	2,5	6,0	●	●	●
	TP - CS 08 55 ° R/L	3,15	9°	2,8	8,0	●	●	●
	TP - CS 08 60 ° R/L	3,15	9°	2,8	8,0	●	●	●

● lieferbar



Sondergewinde auf Anfrage!
Special thread on demand!
special filet selon demande!

Anwendungsbereich
Gewindestrehlen
Range of application
thread cutting



rechte Ausführung
right version

Gewindestrehl-Wendeplatte
„VP“ (Vollprofil)
Thread Cutting Insert
„VP“ (continuous profile)
Outil de Filetage „VP“
(profil continue)

Bestell-Nr. Order No. N° de reference	b	Spanwinkel	t	IK	Steigungen	K10	TIN	FUT
VP - CS 06 Stg. ... R/L Steigung angeben indicate inclination indiquez le pas 	1,3	13°	2,5	6,0	0,35 (M1,6)	●	●	●
	1,3	13°	2,5	6,0	0,40 (M 2)	●	●	●
	1,3	13°	2,5	6,0	0,50 (M 3)	●	●	●
	1,6	13°	2,5	6,0	0,70 (M 4)	●	●	●
	1,6	13°	2,5	6,0	0,75	●	●	●
	1,6	13°	2,5	6,0	0,8 (M 5)	●	●	●
	1,6	13°	2,5	6,0	1,0 (M 6)	●	●	●
	2,15	13°	2,5	6,0	1,25 (M 8)	●	●	●
	2,15	13°	2,5	6,0	1,5 (M 10)	●	●	●
	2,15	13°	2,5	6,0	1,75 (M12)	●	●	●
	2,15	13°	2,5	6,0	2,0 (M14)	●	●	●
VP - CS 08 Stg. ... R/L Steigung angeben indicate inclination indiquez le pas 	1,3	9°	2,8	8,0	0,35 (M1,6)	●	●	●
	1,3	9°	2,8	8,0	0,40 (M 2)	●	●	●
	1,3	9°	2,8	8,0	0,50 (M 3)	●	●	●
	1,6	9°	2,8	8,0	0,70 (M 4)	●	●	●
	1,6	9°	2,8	8,0	0,75	●	●	●
	1,6	9°	2,8	8,0	0,8 (M 5)	●	●	●
	1,6	9°	2,8	8,0	1,0 (M 6)	●	●	●
	2,15	9°	2,8	8,0	1,25 (M 8)	●	●	●
	2,15	9°	2,8	8,0	1,5 (M 10)	●	●	●
	3,15	9°	2,8	8,0	1,75 (M12)	●	●	●
	3,15	9°	2,8	8,0	2,0 (M14)	●	●	●

● lieferbar

Sondergewinde auf Anfrage!
Special thread on demand!
special filet selon demande!


Formstech-Werkzeuge
Form-cutting tools
Outils pour formes



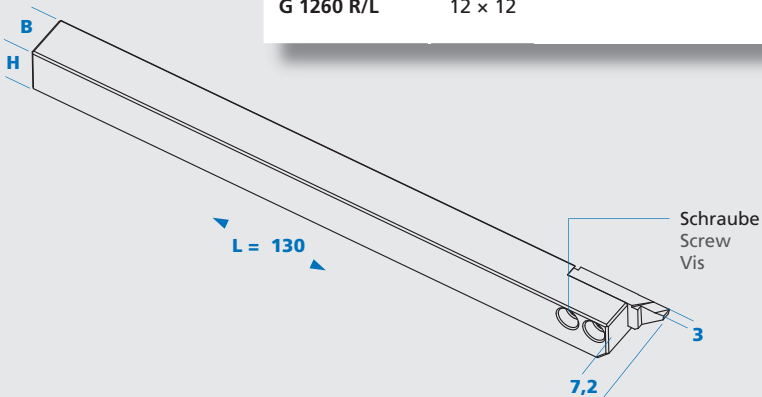
G-Wendeplattenhalter

G-turret plate holder

G-porte outil pour plaquette réversible



Bestell-Nr. Order No. N° de reference	H x B	Wendeplatte change plate plaquette amovible	Schraube screw vis
G 0860 R/L	8 x 8		001.01.07
G 1060 R/L	10 x 10	G 63...	001.01.07
G 1260 R/L	12 x 12		001.01.07

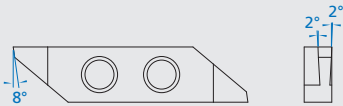


Anwendungsbereich


Formstechen

Range of application

profiling



rechte Ausführung
right version


	Bestell-Nr. Order No. N° de reference	b	l	K10	TIN	FUT
	G 6301.0 R/L	1,0	4,0	●	●	●
	G 6301.5 R/L	1,5	5,0	●	●	●
	G 6302.0 R/L	2,0	5,0	●	●	●
	G 6302.5 R/L	2,5	7,0	●	●	●
	G 6303.0 R/L	3,0	7,0	●	●	●

● lieferbar

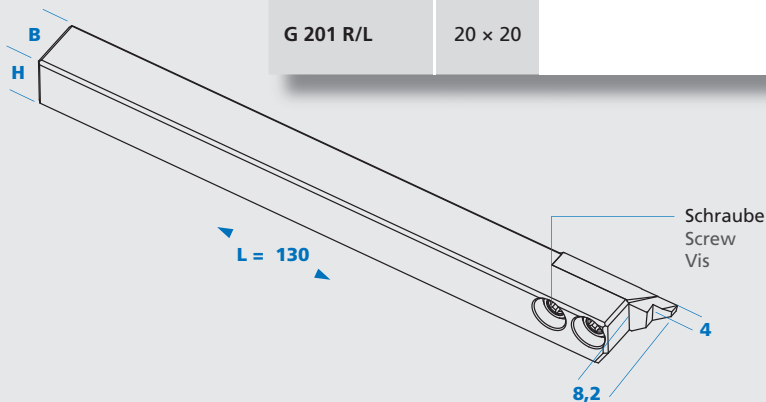
G-Wendeplattenhalter

G-turret plate holder

G-porte outil pour plaquette réversible



Bestell-Nr. Order No. N° de reference	H x B	Wendeplatte change plate plaquette amovible	Schraube screw vis
G 101 R/L	10 x 10	G 030...	001.01.12
G 121 R/L	12 x 12		001.01.12
G 161 R/L	16 x 16		001.01.12
G 201 R/L	20 x 20		001.01.12



Anwendungsbereich


Formstechen

Range of application

profiling



rechte Ausführung
right version


	Bestell-Nr. Order No. N° de reference	b	l	K10	TIN	FUT
	G 0301.0 R/L	1,0	4,0	●	●	●
	G 0301.5 R/L	1,5	5,0	●	●	●
	G 0302.0 R/L	2,0	5,0	●	●	●
	G 0302.5 R/L	2,5	6,0	●	●	●
	G 0303.0 R/L	3,0	8,0	●	●	●
	G 0303.5 R/L	3,5	8,0	●	●	●
	G 0304.0 R/L	4,0	8,0	●	●	●

● lieferbar

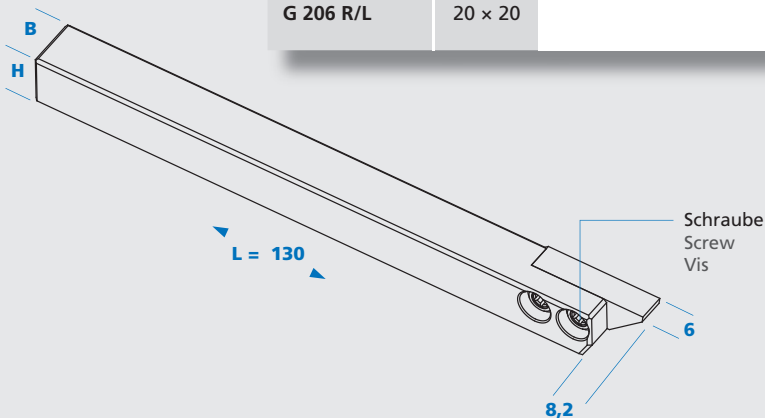
G-Wendeplattenhalter

G-turret plate holder

G-porte outil pour plaquette réversible




Bestell-Nr. Order No. N° de reference	H x B	Wendeplatte change plate plaquette amovible	Schraube screw vis
G 106 R/L	10 x 10	Special inserts according to customer specification blank insert G 006.0 max. width 6 mm	001.01.12
G 126 R/L	12 x 12		001.01.12
G 166 R/L	16 x 16		001.01.12
G 206 R/L	20 x 20		001.01.12



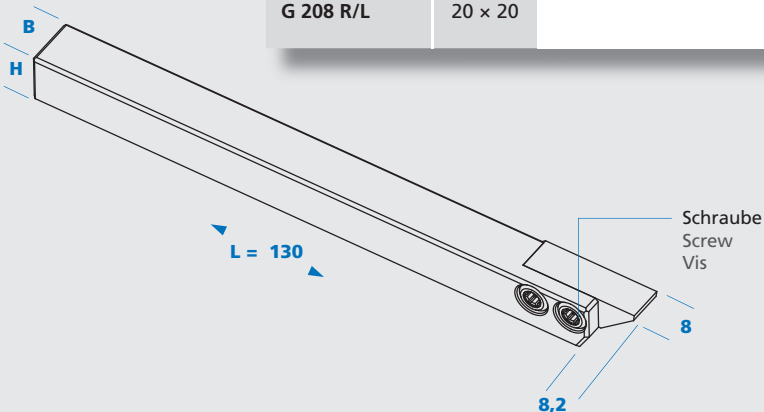
G-Wendeplattenhalter

G-turret plate holder

G-porte outil pour plaquette réversible




Bestell-Nr. Order No. N° de reference	H x B	Wendeplatte change plate plaquette amovible	Schraube screw vis
G 108 R/L	10 x 10		001.01.30
G 128 R/L	12 x 12	Special inserts according to customer specification blank insert G 008.0 max. width 8 mm	001.01.30
G 168 R/L	16 x 16		001.01.30
G 208 R/L	20 x 20		001.01.30



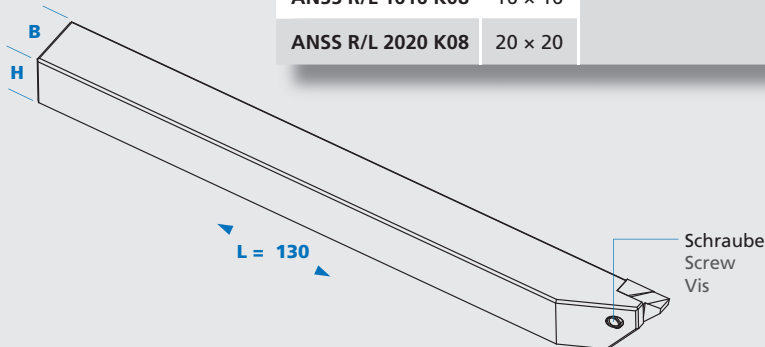
ANSS-Wendeplattenhalter

ANSS-turret plate holder

ANSS-porte outil pour plaquette réversible

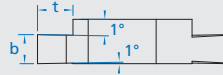
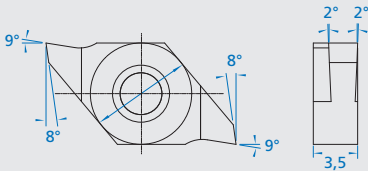


Bestell-Nr. Order No. N° de reference	H x B	Wendeplatte change plate plaquette amovible	Schraube screw vis
ANSS R/L 0808 K06	8 x 8	CS 06...	001.01.03
ANSS R/L 1010 K06	10 x 10		001.01.03
ANSS R/L 1212 K06	12 x 12		001.01.03
ANSS R/L 1616 K06	16 x 16		001.01.03
ANSS R/L 1010 K08	10 x 10	CS 08...	001.01.04
ANSS R/L 1212 K08	12 x 12		001.01.04
ANSS R/L 1616 K08	16 x 16		001.01.04
ANSS R/L 2020 K08	20 x 20		001.01.04




Anwendungsbereich
Formstechen

Range of application
profiling



rechte Ausführung
right version


	Bestell-Nr. Order No. N° de reference	b -0,08	Spanwinkel	t	IK	K10	TIN	FUT
	CS 06 090 R/L	1,04	13°	1,7	6,0	●	●	●
	CS 06 110 R/L	1,24	13°	1,7	6,0	●	●	●
	CS 06 130 R/L	1,44	13°	1,7	6,0	●	●	●
	CS 06 160 R/L	1,74	13°	2,5	6,0	●	●	●
	CS 06 185 R/L	1,99	13°	2,5	6,0	●	●	●
	CS 06 215 R/L	2,29	13°	2,5	6,0	●	●	●
	CS 08 110 R/L	1,24	9°	2,0	8,0	●	●	●
	CS 08 130 R/L	1,44	9°	2,0	8,0	●	●	●
	CS 08 160 R/L	1,74	9°	2,0	8,0	●	●	●
	CS 08 185 R/L	1,99	9°	2,8	8,0	●	●	●
	CS 08 215 R/L	2,29	9°	2,8	8,0	●	●	●
	CS 08 265 R/L	2,79	9°	2,8	8,0	●	●	●
	CS 08 315 R/L	3,29	9°	2,8	8,0	●	●	●

● lieferbar

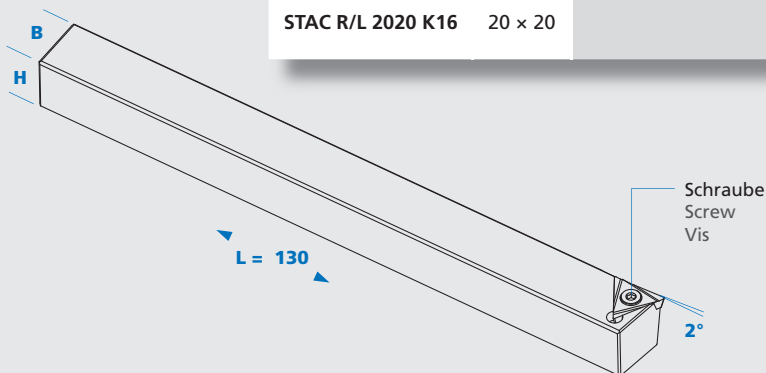
Langdreh-Werkzeuge
Turning tools
Outils à chariotier



STAC-Wendeplattenhalter
STAC-turret plate holder
STAC-porte outil pour plaquette réversible



Bestell-Nr. Order No. N° de reference	H x B	Wendeplatte change plate plaquette amovible	Schraube screw vis
STAC R/L 1212 K11	12 x 12	TC... 11 02 ...	001.01.07
STAC R/L 1616 K11	16 x 16		001.01.07
STAC R/L 2020 K11	20 x 20		001.01.07
STAC R/L 1616 K16	16 x 16	TC... 16 T3 ...	001.01.15
STAC R/L 2020 K16	20 x 20		001.01.15

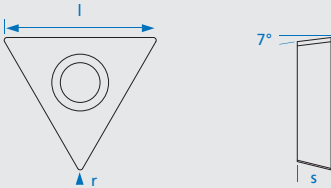







Anwendungsbereich

Langdrehen

Range of application

turning




	Bestell-Nr. Order No. N° de reference	l	r	s	K10	TIN	FUT
	TCGT 11 03 02 R/L	11	0,2	3,18	●	●	●
	TCGT 11 03 04 R/L	11	0,4	3,18	●	●	●
	TCMT 16 T3 04 - 73	16,5	0,4	3,97	●	●	●
	TCMT 16 T3 08 - 73	16,5	0,8	3,97	●	●	●
	TCMT 16 T3 04 E	16,5	0,4	3,97	●	●	●
	TCMT 16 T3 08 E	16,5	0,8	3,97	●	●	●
	TCMX 16 T3 04 FR/FL	16,5	0,4	3,97	●	●	●
	TCMX 16 T3 08 FR/FL	16,5	0,8	3,97	●	●	●
	TCMW 16 T3 04 E	16,5	0,4	3,97	●	●	●
	TCMW 16 T3 08 E	16,5	0,8	3,97	●	●	●

● lieferbar

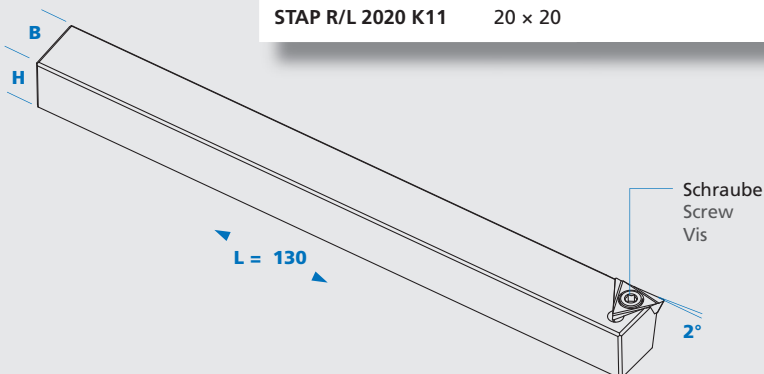
STAP-Wendeplattenhalter

STAP-turret plate holder

STAP-porte outil pour plaquette réversible



Bestell-Nr. Order No. N° de reference	H x B	Wendeplatte change plate plaquette amovible	Schraube screw vis
STAP R/L 0808 K08	8 x 8	TP... 08 02 ...	001.01.09
STAP R/L 0808 K09	8 x 8	TP... 09 02 ...	001.01.08
STAP R/L 1010 K09	10 x 10		001.01.08
STAP R/L 1010 K11	10 x 10	TP... 11 03 ...	001.01.07
STAP R/L 1212 K11	12 x 12		001.01.07
STAP R/L 1616 K11	16 x 16		001.01.07
STAP R/L 2020 K11	20 x 20		001.01.07

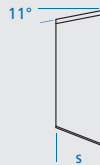
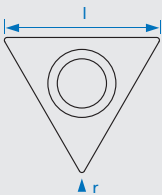


Anwendungsbereich

Langdrehen

Range of application


turning



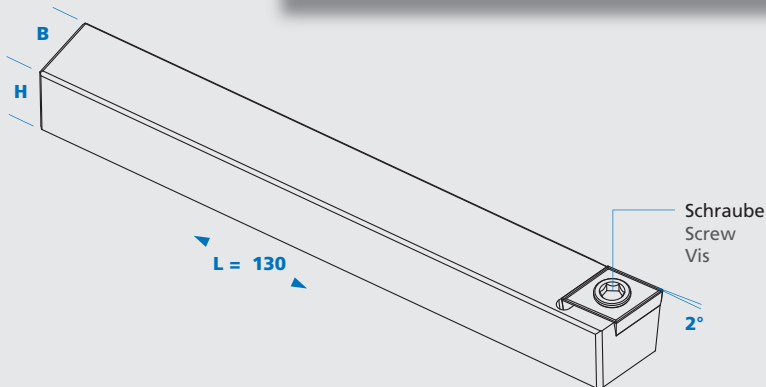
	Bestell-Nr. Order No. N° de reference	l	r	s	K10	TIN	FUT
	TPGX 08 02 02 R/L	8	0,2	2,38	●	●	●
	TPGX 08 02 04 R/L	8	0,4	2,38	●	●	●
	TPGX 09 02 02 R/L	9	0,2	2,38	●	●	●
	TPGX 09 02 04 R/L	9	0,4	2,38	●	●	●
	TPGX 11 03 02 R/L	11	0,2	3,18	●	●	●
	TPGX 11 03 04 R/L	11	0,4	3,18	●	●	●

● lieferbar

SEAC-Wendeplattenhalter
SEAC-turret plate holder
SEAC-porte outil pour plaquette réversible



Bestell-Nr. Order No. N° de reference	H x B	Wendeplatte change plate plaquette amovible	Schraube screw vis
SEAC R/L 1616 K12	16 x 16	EC... 12 T3 ...	001.01.06
SEAC R/L 2020 K12	20 x 20		001.01.06

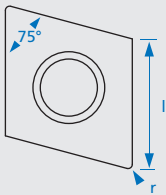




Anwendungsbereich

Langdrehen

Range of application

turning




	Bestell-Nr. Order No. N° de reference	l	r	s	K10	TIN	FUT
	ECMT 12 T3 04 - 73	12,4	0,4	3,97	●	●	●
	ECMT 12 T3 08 - 73	12,4	0,8	3,97	●	●	●
	ECMT 12 T3 12 - 73	12,4	1,2	3,97	●	●	●
	ECMW 12 T3 04	12,4	0,4	3,97	●	●	●
	ECMW 12 T3 08	12,4	0,4	3,97	●	●	●

● lieferbar

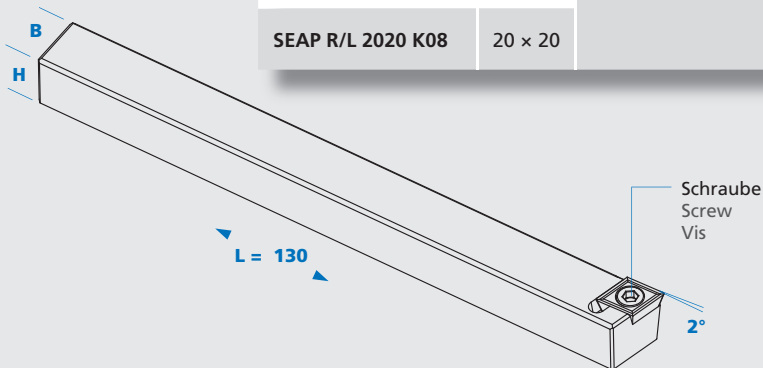
SEAP-Wendeplattenhalter

SEAP-turret plate holder

SEAP-porte outil pour plaquette réversible



Bestell-Nr. Order No. N° de reference	H x B	Wendeplatte change plate plaquette amovible	Schraube screw vis
SEAP R/L 0808 K06	8 x 8	EP... 06 02 ...	001.01.01
SEAP R/L 1010 K06	10 x 10		001.01.01
SEAP R/L 1010 K08	10 x 10	EP... 08 M3 ...	001.01.15
SEAP R/L 1212 K08	12 x 12		001.01.15
SEAP R/L 1616 K08	16 x 16		001.01.15
SEAP R/L 2020 K08	20 x 20		001.01.15

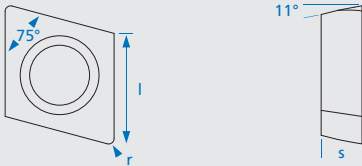


Anwendungsbereich

Langdrehen

Range of application

turning




	Bestell-Nr. Order No. N° de reference	l	r	s	K10	TIN	FUT
	EPEX 06 02 02 R/L	6,54	0,2	2,38	●	●	●
	EPEX 06 02 04 R/L	6,54	0,4	2,38	●	●	●
	EPMT 06 02 02 E	6,54	0,2	2,38	●	●	●
	EPMT 06 02 04 E	6,54	0,4	2,38	●	●	●
	EPEW 06 02 02 F	6,54	0,2	2,38	●	●	●
	EPEW 06 02 04 F	6,54	0,4	2,38	●	●	●
	EPEX 08 M3 02 FR/FL	8,2	0,2	3	●	●	●
	EPEX 08 M3 04 FR/FL	8,2	0,4	3	●	●	●
	EPGT 08 M3 02 - 62	8,2	0,2	3	●	●	●
	EPGT 08 M3 04 - 62	8,2	0,4	3	●	●	●
	EPMT 08 M3 02	8,2	0,2	3	●	●	●
	EPMT 08 M3 04	8,2	0,4	3	●	●	●
	EPEW 08 M3 02	8,2	0,2	3	●	●	●
	EPEW 08 M3 04	8,2	0,4	3	●	●	●

● lieferbar

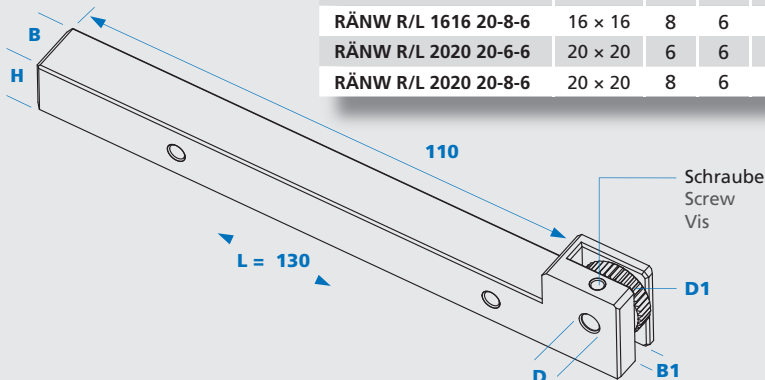
Rändel-Werkzeuge
Knurling tools
Appareils à moleter



RÄNW-Rändel-Werkzeug
RÄNW-knurling tool
RÄNW-appareils à moleter




Bestell-Nr. Order No. N° de reference	H x B	B1	D	D1	Schraube screw vis
RÄNW R/L 0808 15-4-4	8 x 8	4	4	15	002.00.46
RÄNW R/L 0808 15-5-5	8 x 8	5	5	15	002.00.46
RÄNW R/L 1010 15-4-4	10 x 10	4	4	15	002.00.46
RÄNW R/L 1010 15-5-5	10 x 10	5	5	15	002.00.46
RÄNW R/L 1212 15-4-4	12 x 12	4	4	15	002.00.46
RÄNW R/L 1212 15-5-5	12 x 12	5	5	15	002.00.46
RÄNW R/L 1212 15-6-4	12 x 12	6	4	15	002.00.46
RÄNW R/L 1616 15-4-4	16 x 16	4	4	15	002.00.46
RÄNW R/L 1616 15-6-4	16 x 16	6	4	15	002.00.46
RÄNW R/L 1616 20-6-6	16 x 16	6	6	20	002.00.46
RÄNW R/L 1616 20-8-6	16 x 16	8	6	20	002.00.46
RÄNW R/L 2020 20-6-6	20 x 20	6	6	20	002.00.46
RÄNW R/L 2020 20-8-6	20 x 20	8	6	20	002.00.46



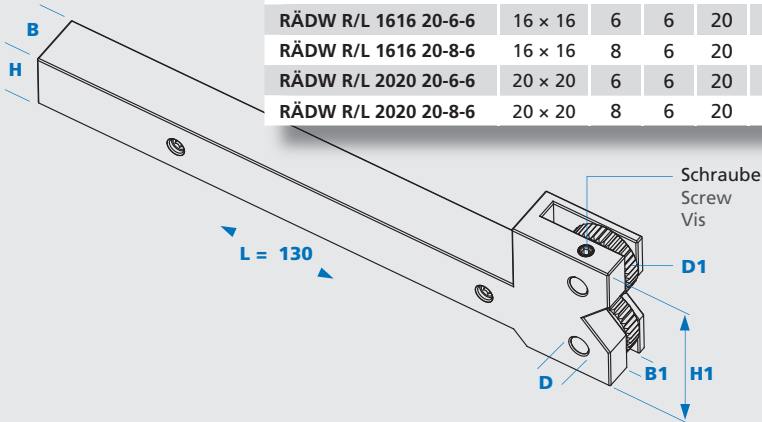
RÄDW-Rändel-Werkzeug

RÄDW-knurling tool

RÄDW-appareils à moleter



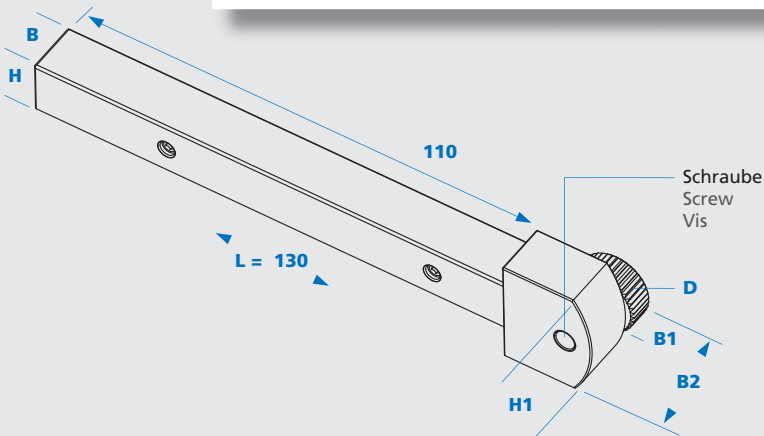
Bestell-Nr. Order No. N° de reference	H x B	B1	D	D1	H1	Schraube screw vis
RÄDW R/L 0808 15-4-4	8 x 8	4	4	15	30	002.00.46
RÄDW R/L 0808 15-5-5	8 x 8	5	5	15	30	002.00.46
RÄDW R/L 1010 15-4-4	10 x 10	4	4	15	30	002.00.46
RÄDW R/L 1010 15-5-5	10 x 10	5	5	15	30	002.00.46
RÄDW R/L 1212 15-4-4	12 x 12	4	4	15	30	002.00.46
RÄDW R/L 1212 15-5-5	12 x 12	5	5	15	30	002.00.46
RÄDW R/L 1212 15-6-4	12 x 12	6	4	15	30	002.00.46
RÄDW R/L 1616 15-4-4	16 x 16	4	4	15	30	002.00.46
RÄDW R/L 1616 15-6-4	16 x 16	6	4	15	30	002.00.46
RÄDW R/L 1616 20-6-6	16 x 16	6	6	20	40	002.00.46
RÄDW R/L 1616 20-8-6	16 x 16	8	6	20	40	002.00.46
RÄDW R/L 2020 20-6-6	20 x 20	6	6	20	40	002.00.46
RÄDW R/L 2020 20-8-6	20 x 20	8	6	20	40	002.00.46



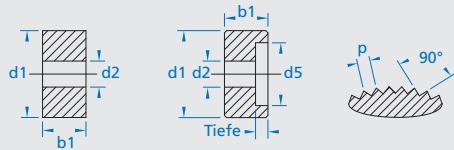

RÄSW-Rändel-Werkzeug
RÄSW-knurling tool
RÄSW-appareils à moleter



Bestell-Nr. Order No. N° de reference	H x B	B1	B2	D	D1	H1	Schraube screw vis
RÄSW R/L 0808 15-6-6	8 x 8	6	18	15	8	16	002.00.43
RÄSW R/L 1010 15-6-6	10 x 10	6	18	15	8	20	002.00.43
RÄSW R/L 1212 15-6-6	12 x 12	6	18	15	8	24	002.00.43
RÄSW R/L 1616 20-8-6	16 x 16	8	18	20	13	30	002.00.43
RÄSW R/L 2020 20-8-6	20 x 20	8	20	20	13	40	002.00.43



Anwendungsbereich
Rändelwerkzeug
Range of application
knurling



Varianten Order No. N° de reference	Formen	d1 x b1 x d2 Ø x Breite x Bohrung	Teilung p
No.10 / gefräst mit Fase HSS	AA	10 x 4 x 4	0,3
No. 11 / gefräst mit Fase PM	BL30	12 x 4 x 4	0,4
No. 12 / gefräst ohne Fase HSS	BL45	15 x 4 x 4	0,5
No. 13 / gefräst ohne Fase PM	BR30	15 x 5 x 5	0,6
No. 30 / geschliffen mit Fase PM	BR45	15 x 6 x 4	0,7
No. 32 / geschliffen ohne Fase PM	GE30	15 x 6 x 6/8 d1 x b1 x d2/d5	0,8
No. 50 / geschliffen mit Fase HM	GE45	20 x 6 x 6	0,9
No. 52 / geschliffen ohne Fase HM	KE	20 x 8 x 10/12 d1 x b1 x d2/d5	1,0
		20 x 8 x 6	1,2
			1,5
			1,6
			1,8
			2,0

HSS = Schnellarbeitsstahl

PM = Pulvermetallurgischer Stahl

HM = Hartmetall

Bestellbeispiel: No.11/gefräst mit Fase PM - BL30 - 15x5x5 - 1,0


Zentrier-Werkzeuge
Centre tools
Outils pour centrer



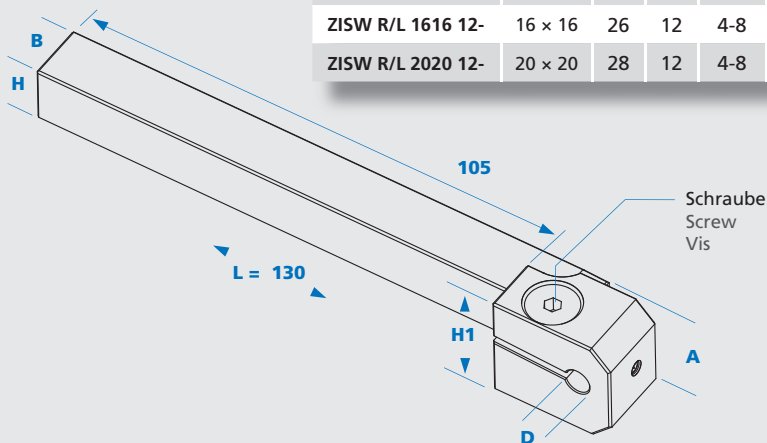
ZISW R/L-Zentrierbohrerhalter

ZISW R/L-centre holder



ZISW R/L-porte outil a centrer



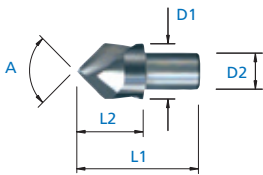
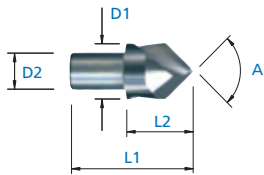
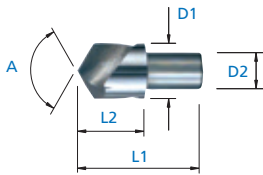
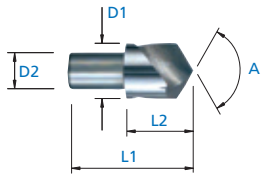
Bestell-Nr. Order No. N° de reference	H x B	H1	A	D	Schraube screw vis
ZISW R/L 0808 9-	8 x 8	16	9	3-6	001.00.64
ZISW R/L 1010 9-	10 x 10	20	9	3-6	001.00.64
ZISW R/L 1212 9-	12 x 12	22	9	4-6	001.00.64
ZISW R/L 1616 9-	16 x 16	26	9	4-8	001.00.64
ZISW R/L 2020 9-	20 x 20	28	9	4-8	001.00.64
ZISW R/L 0808 12-	8 x 8	16	12	3-6	001.00.64
ZISW R/L 1010 12-	10 x 10	20	12	3-6	001.00.64
ZISW R/L 1212 12-	12 x 12	22	12	4-6	001.00.64
ZISW R/L 1616 12-	16 x 16	26	12	4-8	001.00.64
ZISW R/L 2020 12-	20 x 20	28	12	4-8	001.00.64







Zentrier-Flachbohrer
Centering flat drills
Forets à center plat

Bestell-Nr.: linke Ausführung	A	D	L	Bestell-Nr.: rechte Ausführung
				
A 1200 - 313	90°	3	13	A 2200 - 313
A 1200 - 317	90°	3	17	A 2200 - 317
A 1200 - 338	90°	3	38	A 2200 - 338
A 1200 - 440	90°	4	40	A 2200 - 440
A 1200 - 550	90°	5	50	A 2200 - 550
A 1200 - 650	90°	6	50	A 2200 - 650
A 1200 - 858	90°	8	58	A 2200 - 858
A 1200 - 1066	90°	10	66	A 2200 - 1066
A 1200 - 1273	90°	12	73	A 2200 - 1273

Zentrier-Spiralbohrer
Centering twist drills
Forets à centrer hélicoïdaux

Bestell-Nr.: linke Ausführung	A	D1	D2	L1	L2	Bestell-Nr.: rechte Ausführung
						
A 1500 - 5 MD	90°	5	4	17	8	A 2520 - 5 MD
A 1500 - 7 MD	90°	7	5	17	8	A 2520 - 7 MD
A 1500 - 10 MD	90°	10	6	22	10	A 2520 - 10 MD
A 1500 - 12 MD	90°	12	8	26	12	A 2520 - 12 MD
						
A 1510 - 5 MD	120°	5	4	17	8	A 2530 - 5 MD
A 1510 - 7 MD	120°	7	5	17	8	A 2530 - 7 MD
A 1510 - 10 MD	120°	10	6	22	10	A 2530 - 10 MD
A 1510 - 12 MD	120°	12	8	26	12	A 2530 - 12 MD


NC-Zentrierbohrer
NC centering drills
Forets à centrer NC

Bestell-Nr.: linke Ausführung	A	D	L1	L2	Bestell-Nr.: rechte Ausführung
					
A 1680 - 2 - 90 MD	90°	2	38	8	A 2680 - 2 - 90 MD
A 1680 - 2,5 - 90 MD	90°	2,5	38	8	A 2680 - 2,5 - 90 MD
A 1680 - 3 - 90 MD	90°	3	38	10	A 2680 - 3 - 90 MD
A 1680 - 4 - 90 MD	90°	4	50	12	A 2680 - 4 - 90 MD
A 1680 - 5 - 90 MD	90°	5	50	15	A 2680 - 5 - 90 MD
A 1680 - 6 - 90 MD	90°	6	57	16	A 2680 - 6 - 90 MD
A 1680 - 8 - 90 MD	90°	8	63	20	A 2680 - 8 - 90 MD
A 1680 - 10 - 90 MD	90°	10	72	22	A 2680 - 10 - 90 MD
A 1680 - 12 - 90 MD	90°	12	73	24	A 2680 - 12 - 90 MD
A 1680 - 16 - 90 MD	90°	16	82	26	A 2680 - 16 - 90 MD
A 1680 - 20 - 90 MD	90°	20	92	30	A 2680 - 20 - 90 MD
					
A 1680 - 2 - 120 MD	120°	2	38	8	A 2680 - 2 - 120 MD
A 1680 - 2,5 - 120 MD	120°	2,5	38	8	A 2680 - 2,5 - 120 MD
A 1680 - 3 - 120 MD	120°	3	38	10	A 2680 - 3 - 120 MD
A 1680 - 4 - 120 MD	120°	4	50	12	A 2680 - 4 - 120 MD
A 1680 - 5 - 120 MD	120°	5	50	15	A 2680 - 5 - 120 MD
A 1680 - 6 - 120 MD	120°	6	57	16	A 2680 - 6 - 120 MD
A 1680 - 8 - 120 MD	120°	8	63	20	A 2680 - 8 - 120 MD
A 1680 - 10 - 120 MD	120°	10	72	22	A 2680 - 10 - 120 MD
A 1680 - 12 - 120 MD	120°	12	73	24	A 2680 - 12 - 120 MD
A 1680 - 16 - 120 MD	120°	16	82	26	A 2680 - 16 - 120 MD
A 1680 - 20 - 120 MD	120°	20	92	30	A 2680 - 20 - 120 MD

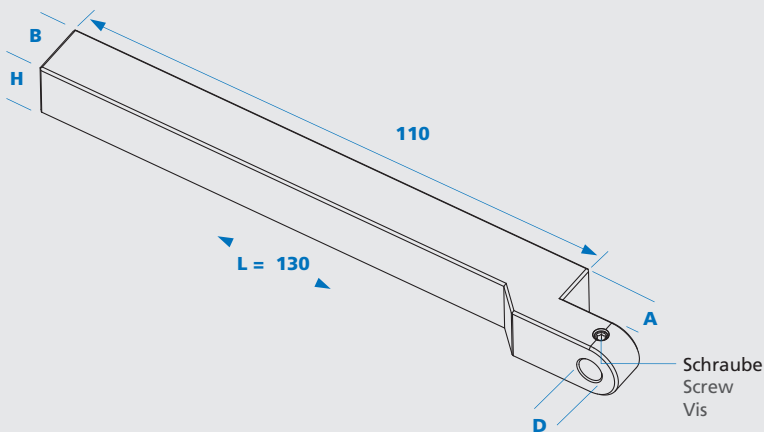
ZISW N-Zentrierbohrerhalter

ZISW N-centre holder



ZISW N-porte outil a centrer



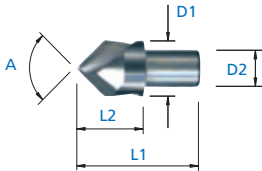
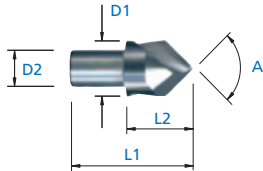
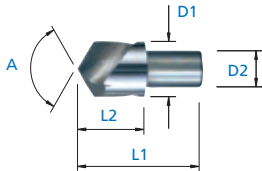
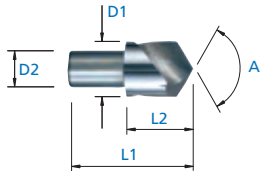
Bestell-Nr. Order No. N° de reference	H x B	A	D	Schraube screw vis
ZISW N 0808 4- ...	8 x 8	4	3 bis 4	002.00.53 D=3
ZISW N 0808 9- ...	8 x 8	9	3 bis 4	002.00.46 D>4
ZISW N 1010 9- ...	10 x 10	9	3 bis 5	002.00.46 D>4
ZISW N 1212 9- ...	12 x 12	9	3 bis 6	002.00.46 D>4
ZISW N 1212 12- ...	12 x 12	12	3 bis 6	002.00.46 D>4
ZISW N 1616 12- ...	16 x 16	12	3 bis 6	002.00.46 D>4







Zentrier-Flachbohrer
Centering flat drills
Forets à center plat

Bestell-Nr.: linke Ausführung	A	D	L	Bestell-Nr.: rechte Ausführung
				
A 1200 - 313	90°	3	13	A 2200 - 313
A 1200 - 317	90°	3	17	A 2200 - 317
A 1200 - 338	90°	3	38	A 2200 - 338
A 1200 - 440	90°	4	40	A 2200 - 440
A 1200 - 550	90°	5	50	A 2200 - 550
A 1200 - 650	90°	6	50	A 2200 - 650
A 1200 - 858	90°	8	58	A 2200 - 858
A 1200 - 1066	90°	10	66	A 2200 - 1066
A 1200 - 1273	90°	12	73	A 2200 - 1273

Zentrier-Spiralbohrer
Centering twist drills
Forets à centrer hélicoïdaux

Bestell-Nr.: linke Ausführung	A	D1	D2	L1	L2	Bestell-Nr.: rechte Ausführung
<div style="display: flex; justify-content: space-around; align-items: center;">   </div>						
A 1500 - 5 MD	90°	5	4	17	8	A 2520 - 5 MD
A 1500 - 7 MD	90°	7	5	17	8	A 2520 - 7 MD
A 1500 - 10 MD	90°	10	6	22	10	A 2520 - 10 MD
A 1500 - 12 MD	90°	12	8	26	12	A 2520 - 12 MD
<div style="display: flex; justify-content: space-around; align-items: center;">   </div>						
A 1510 - 5 MD	120°	5	4	17	8	A 2530 - 5 MD
A 1510 - 7 MD	120°	7	5	17	8	A 2530 - 7 MD
A 1510 - 10 MD	120°	10	6	22	10	A 2530 - 10 MD
A 1510 - 12 MD	120°	12	8	26	12	A 2530 - 12 MD

NC-Zentrierbohrer
NC centering drills
Forets à centrer NC

Bestell-Nr.: linke Ausführung	A	D	L1	L2	Bestell-Nr.: rechte Ausführung
					
A 1680 - 2 - 90 MD	90°	2	38	8	A 2680 - 2 - 90 MD
A 1680 - 2,5 - 90 MD	90°	2,5	38	8	A 2680 - 2,5 - 90 MD
A 1680 - 3 - 90 MD	90°	3	38	10	A 2680 - 3 - 90 MD
A 1680 - 4 - 90 MD	90°	4	50	12	A 2680 - 4 - 90 MD
A 1680 - 5 - 90 MD	90°	5	50	15	A 2680 - 5 - 90 MD
A 1680 - 6 - 90 MD	90°	6	57	16	A 2680 - 6 - 90 MD
A 1680 - 8 - 90 MD	90°	8	63	20	A 2680 - 8 - 90 MD
A 1680 - 10 - 90 MD	90°	10	72	22	A 2680 - 10 - 90 MD
A 1680 - 12 - 90 MD	90°	12	73	24	A 2680 - 12 - 90 MD
A 1680 - 16 - 90 MD	90°	16	82	26	A 2680 - 16 - 90 MD
A 1680 - 20 - 90 MD	90°	20	92	30	A 2680 - 20 - 90 MD
					
A 1680 - 2 - 120 MD	120°	2	38	8	A 2680 - 2 - 120 MD
A 1680 - 2,5 - 120 MD	120°	2,5	38	8	A 2680 - 2,5 - 120 MD
A 1680 - 3 - 120 MD	120°	3	38	10	A 2680 - 3 - 120 MD
A 1680 - 4 - 120 MD	120°	4	50	12	A 2680 - 4 - 120 MD
A 1680 - 5 - 120 MD	120°	5	50	15	A 2680 - 5 - 120 MD
A 1680 - 6 - 120 MD	120°	6	57	16	A 2680 - 6 - 120 MD
A 1680 - 8 - 120 MD	120°	8	63	20	A 2680 - 8 - 120 MD
A 1680 - 10 - 120 MD	120°	10	72	22	A 2680 - 10 - 120 MD
A 1680 - 12 - 120 MD	120°	12	73	24	A 2680 - 12 - 120 MD
A 1680 - 16 - 120 MD	120°	16	82	26	A 2680 - 16 - 120 MD
A 1680 - 20 - 120 MD	120°	20	92	30	A 2680 - 20 - 120 MD

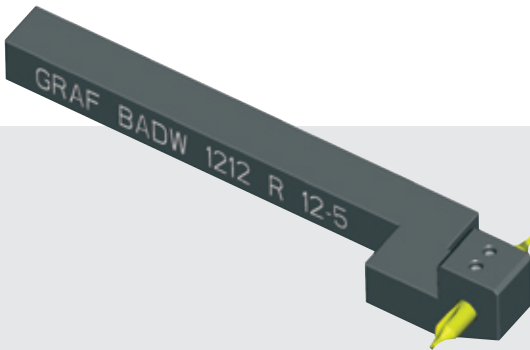
Bohr- und Ausdreh-
Werkzeuge
Boring tools
Outils pour alésage



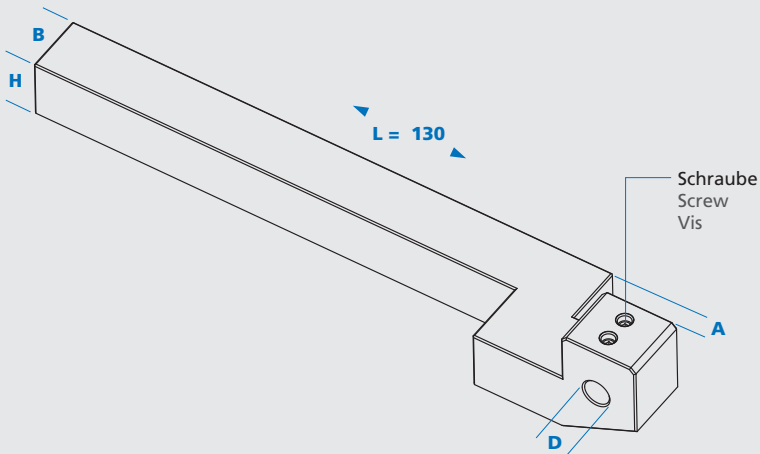
BADW-Bohr- und Ausdrehwerkzeug

BADW-boring tool

BADW-outil d'alesage





Anwendungsbereich
Bohren / Ausdrehen
Range of application
boring tools

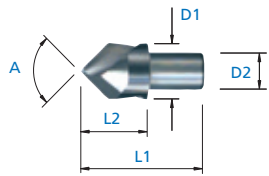
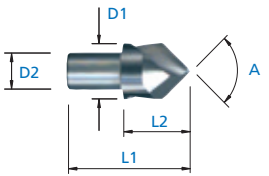
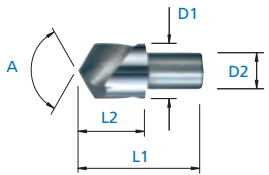
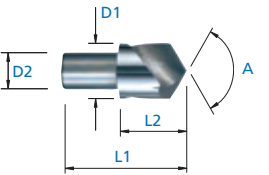


Bestell-Nr. Order No. N° de reference	H × B	A	D	Schraube screw vis
BADW 0808 R/L 12-...	8 × 8	12	3-6	002.00.53
BADW 0808 R/L 20-...	8 × 8	20	3-6	002.00.53
BADW 0808 R/L 30-...	8 × 8	30	3-6	002.00.53
BADW 1010 R/L 12-...	10 × 10	12	3-6	002.00.53
BADW 1010 R/L 20-...	10 × 10	20	3-6	002.00.53
BADW 1010 R/L 30-...	10 × 10	30	3-6	002.00.53
BADW 1212 R/L 12-...	12 × 12	12	3-8	002.00.53
BADW 1212 R/L 20-...	12 × 12	20	3-8	002.00.53
BADW 1212 R/L 30-...	12 × 12	30	3-8	002.00.53
BADW 1616 R/L 12-...	16 × 16	12	3-8	002.00.53
BADW 1616 R/L 20-...	16 × 16	20	3-8	002.00.53
BADW 1616 R/L 30-...	16 × 16	30	3-8	002.00.53
BADW 2020 R/L 12-...	20 × 20	12	3-8	002.00.53
BADW 2020 R/L 20-...	20 × 20	20	3-8	002.00.53
BADW 2020 R/L 30-...	20 × 20	30	3-8	002.00.53





Zentrier-Flachbohrer
Centering flat drills
Forets à center plat

Bestell-Nr.: linke Ausführung	A	D	L	Bestell-Nr.: rechte Ausführung
				
A 1200 - 313	90°	3	13	A 2200 - 313
A 1200 - 317	90°	3	17	A 2200 - 317
A 1200 - 338	90°	3	38	A 2200 - 338
A 1200 - 440	90°	4	40	A 2200 - 440
A 1200 - 550	90°	5	50	A 2200 - 550
A 1200 - 650	90°	6	50	A 2200 - 650
A 1200 - 858	90°	8	58	A 2200 - 858
A 1200 - 1066	90°	10	66	A 2200 - 1066
A 1200 - 1273	90°	12	73	A 2200 - 1273

Zentrier-Spiralbohrer
Centering twist drills
Forets à centrer hélicoïdaux

Bestell-Nr.: linke Ausführung	A	D1	D2	L1	L2	Bestell-Nr.: rechte Ausführung
						
A 1500 - 5 MD	90°	5	4	17	8	A 2520 - 5 MD
A 1500 - 7 MD	90°	7	5	17	8	A 2520 - 7 MD
A 1500 - 10 MD	90°	10	6	22	10	A 2520 - 10 MD
A 1500 - 12 MD	90°	12	8	26	12	A 2520 - 12 MD
						
A 1510 - 5 MD	120°	5	4	17	8	A 2530 - 5 MD
A 1510 - 7 MD	120°	7	5	17	8	A 2530 - 7 MD
A 1510 - 10 MD	120°	10	6	22	10	A 2530 - 10 MD
A 1510 - 12 MD	120°	12	8	26	12	A 2530 - 12 MD

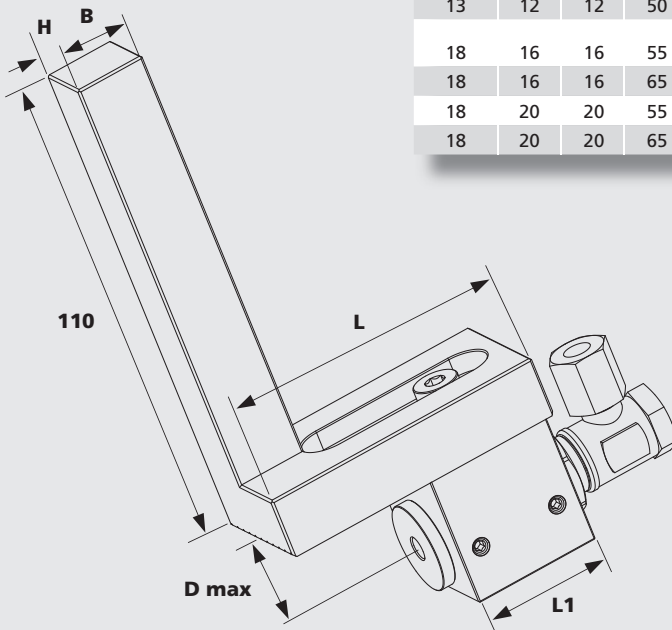

NC-Zentrierbohrer
NC centering drills
Forets à centrer NC

Bestell-Nr.: linke Ausführung	A	D	L1	L2	Bestell-Nr.: rechte Ausführung
					
A 1680 - 2 - 90 MD	90°	2	38	8	A 2680 - 2 - 90 MD
A 1680 - 2,5 - 90 MD	90°	2,5	38	8	A 2680 - 2,5 - 90 MD
A 1680 - 3 - 90 MD	90°	3	38	10	A 2680 - 3 - 90 MD
A 1680 - 4 - 90 MD	90°	4	50	12	A 2680 - 4 - 90 MD
A 1680 - 5 - 90 MD	90°	5	50	15	A 2680 - 5 - 90 MD
A 1680 - 6 - 90 MD	90°	6	57	16	A 2680 - 6 - 90 MD
A 1680 - 8 - 90 MD	90°	8	63	20	A 2680 - 8 - 90 MD
A 1680 - 10 - 90 MD	90°	10	72	22	A 2680 - 10 - 90 MD
A 1680 - 12 - 90 MD	90°	12	73	24	A 2680 - 12 - 90 MD
A 1680 - 16 - 90 MD	90°	16	82	26	A 2680 - 16 - 90 MD
A 1680 - 20 - 90 MD	90°	20	92	30	A 2680 - 20 - 90 MD
					
A 1680 - 2 - 120 MD	120°	2	38	8	A 2680 - 2 - 120 MD
A 1680 - 2,5 - 120 MD	120°	2,5	38	8	A 2680 - 2,5 - 120 MD
A 1680 - 3 - 120 MD	120°	3	38	10	A 2680 - 3 - 120 MD
A 1680 - 4 - 120 MD	120°	4	50	12	A 2680 - 4 - 120 MD
A 1680 - 5 - 120 MD	120°	5	50	15	A 2680 - 5 - 120 MD
A 1680 - 6 - 120 MD	120°	6	57	16	A 2680 - 6 - 120 MD
A 1680 - 8 - 120 MD	120°	8	63	20	A 2680 - 8 - 120 MD
A 1680 - 10 - 120 MD	120°	10	72	22	A 2680 - 10 - 120 MD
A 1680 - 12 - 120 MD	120°	12	73	24	A 2680 - 12 - 120 MD
A 1680 - 16 - 120 MD	120°	16	82	26	A 2680 - 16 - 120 MD
A 1680 - 20 - 120 MD	120°	20	92	30	A 2680 - 20 - 120 MD

Multifunktionaler
Zentrier- Bohr- und
Ausdrehhalter
Multifunctional
centring, drilling and
hollow-turning holder
Porte-outil multi-
fonctionnel pour le
centrage, le perçage
et l'alésage



**Multifunktionaler
Zentrier- Bohr- und Ausdrehhalter**
Multifunctional centring, drilling
and hollow-turning holder
Porte-outil multifonctionnel pour
le centrage, le perçage et l'alésage

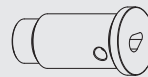
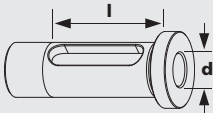
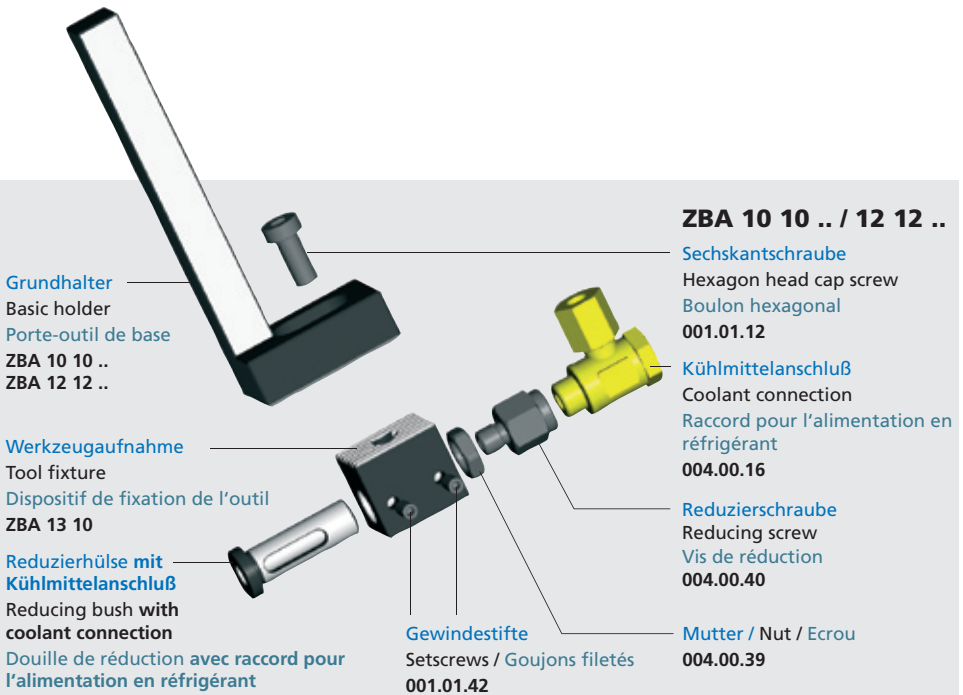


D max.	B	H	L	L1	Nr.
13	10	10	40	24	ZBA 10 10 40
13	10	10	50	24	ZBA 10 10 50
13	12	12	40	24	ZBA 12 12 40
13	12	12	50	24	ZBA 12 12 50
18	16	16	55	30	ZBA 16 16 55
18	16	16	65	30	ZBA 16 16 65
18	20	20	55	30	ZBA 20 20 55
18	20	20	65	30	ZBA 20 20 65

Kühlmittelanschluss und
Reduzierhülse müssen separat
bestellt werden! Siehe Seite 20

Coolant supply and reducing
bush must be ordered separately!
See page 20

Raccord d'arrosage et douilles
de réduction commandée
séparément, voir pages 20



**Reduzierhülsen mit Kühlmittelanschluß
für Halter 10 x 10 und 12 x 12**

Reducing bushes with coolant connection
for holder sizes **10 x 10 and 12 x 12**

Douilles de réduction avec raccord pour
l'alimentation en réfrigérant pour
porte-outils **10 x 10 et 12 x 12**

d	l	Nr.
3,0	24	RH 10 03 24 IK
3,15	24	RH 10 03 15 24 IK
4,0	24	RH 10 04 24 IK
5,0	24	RH 10 05 24 IK
6,0	24	RH 10 06 24 IK
6,3	24	RH 10 063 24 IK
8,0	24	RH 10 08 24 IK

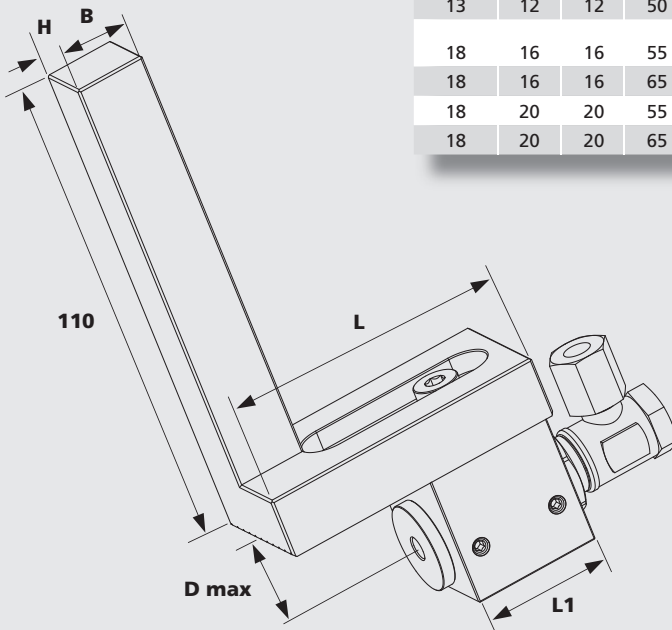

**Reduzierhülsen mit Kühlmittelanschluß
für Horn-Klinge Typ 105
Bestell-Nr.: RH 10 0105 IK**

Reducing bushes with coolant connection for
Horn cutting edge type 105
Order no.: RH 10 0105 IK

Douilles de réduction avec raccord pour
l'alimentation en réfrigérant pour arête de
coupe **Horn type 105**

N° de commande:
RH 10 0105 IK

**Multifunktionaler
Zentrier- Bohr- und Ausdrehhalter**
Multifunctional centring, drilling
and hollow-turning holder
Porte-outil multifonctionnel pour
le centrage, le perçage et l'alésage

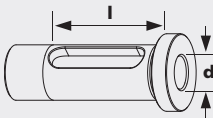
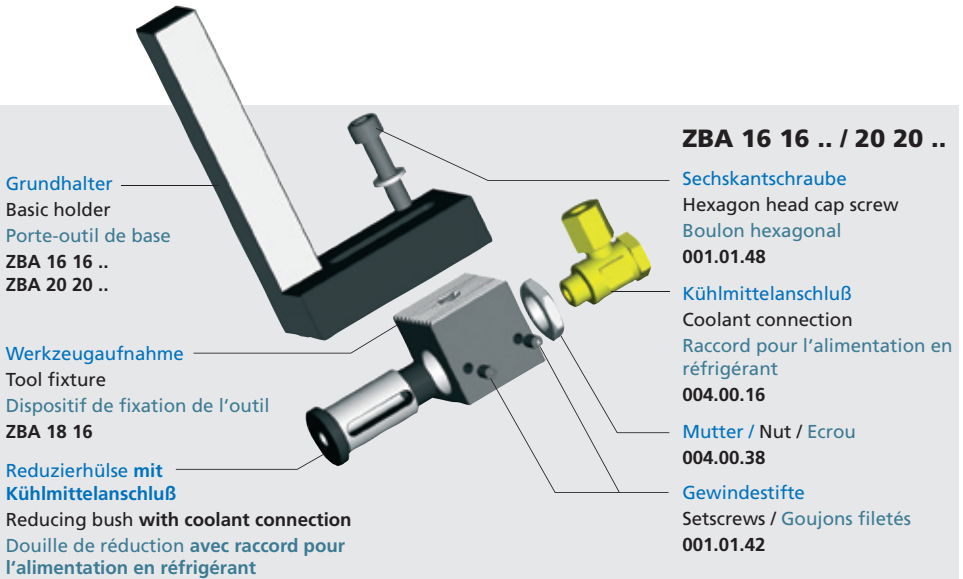


D max.	B	H	L	L1	Nr.
13	10	10	40	24	ZBA 10 10 40
13	10	10	50	24	ZBA 10 10 50
13	12	12	40	24	ZBA 12 12 40
13	12	12	50	24	ZBA 12 12 50
18	16	16	55	30	ZBA 16 16 55
18	16	16	65	30	ZBA 16 16 65
18	20	20	55	30	ZBA 20 20 55
18	20	20	65	30	ZBA 20 20 65

Kühlmittelanschluss und
Reduzierhülse müssen separat
bestellt werden! Siehe Seite 20

Coolant supply and reducing
bush must be ordered separately!
See page 20

Raccord d'arrosage et douilles
de réduction commandées
séparément, voir pages 20



**Reduzierhülsen mit Kühlmittelschluß
für Halter 16 x 16 und 20 x 20**

Reducing bushes with coolant connection
for holder sizes **16 x 16 and 20 x 20**

Douilles de réduction avec raccord pour
l'alimentation en réfrigérant pour
porte-outils **16 x 16 et 20 x 20**

d	l	Nr.
3,0	30	RH 16 03 30 IK
3,15	30	RH 16 03 15 30 IK
4,0	30	RH 16 04 30 IK
5,0	30	RH 16 05 30 IK
6,0	30	RH 16 06 30 IK
6,3	30	RH 16 063 30 IK
8,0	30	RH 16 08 30 IK
10,0	30	RH 16 10 30 IK
12,0	30	RH 16 12 30 IK



**Reduzierhülsen mit Kühlmittelschluß
für Horn-Klinge Typ 105
Bestell-Nr.: RH 16 0105 IK**

Reducing bushes with coolant connection for
Horn cutting edge type 105
Order no.: RH 16 0105 IK


Douilles de réduction avec raccord pour
l'alimentation en réfrigérant pour arête de
coupe **Horn type 105**

N° de commande:
RH 16 0105 IK

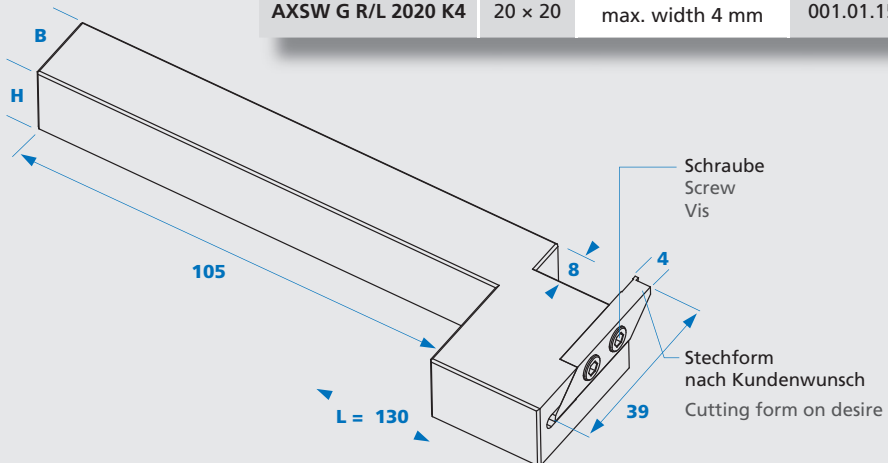
Axialtech-Werkzeuge
Axial plunging tools
Outils de plongée axiale



AXSW-Axialstech-Werkzeug
AXSW-axial plunging tool
AXSW-outil de plongee axiale



Bestell-Nr. Order No. N° de reference	H x B	Wendeplatte change plate plaquette amovible	Schraube screw vis
AXSW G R/L 1010 K4	10 x 10	Special inserts according to customer specification blank insert G 004.0 max. width 4 mm	001.01.15
AXSW G R/L 1212 K4	12 x 12		001.01.15
AXSW G R/L 1616 K4	16 x 16		001.01.15
AXSW G R/L 2020 K4	20 x 20		001.01.15




Abstech-Werkzeuge
Plunging tools
Outils de plongée



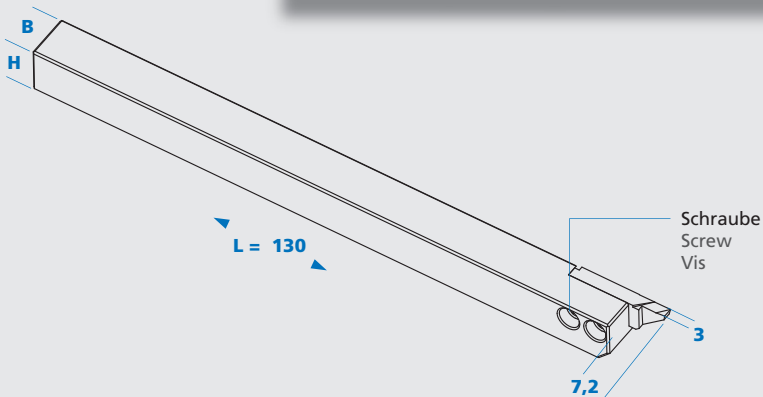
G-Wendeplattenhalter

G-turret plate holder

G-porte outil pour plaquette réversible



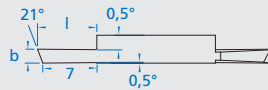
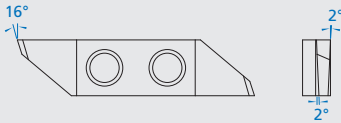
Bestell-Nr. Order No. N° de reference	H x B	Wendeplatte change plate plaquette amovible	Schraube screw vis
G 0860 R/L	8 x 8	G 60...	001.01.07
G 1060 R/L	10 x 10		001.01.07
G 1260 R/L	12 x 12		001.01.07




Anwendungsbereich

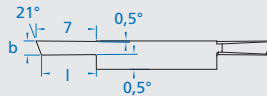
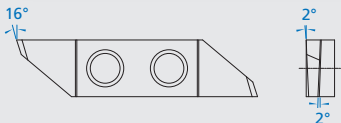
Abstechen

Range of application plunging




Abstech-Werkzeug
Stechtiefe 7,0 mm (Ø14)
Plunging tool
cutting depth 7,0 mm (Ø14)
Outil de Plongee
profondeur 7,0 mm (Ø14)

	Bestell-Nr. Order No. N° de reference	b	l	K10	TIN	FUT
	G 6001.0 RF	1,0	5,0	●	●	●
	G 6001.2 RF	1,2	5,0	●	●	●
	G 6001.5 RF	1,5	7,0	●	●	●
	G 6001.7 RF	1,7	7,0	●	●	●
	G 6002.0 RF	2,0	7,0	●	●	●
	G 6002.2 RF	2,2	7,0	●	●	●
	G 6002.5 RF	2,5	7,0	●	●	●



Abstech-Werkzeug
Stechtiefe 7,0 mm (Ø14)
Plunging tool
cutting depth 7,0 mm (Ø14)
Outil de Plongee
profondeur 7,0 mm (Ø14)

	Bestell-Nr. Order No. N° de reference	b	l	K10	TIN	FUT
	G 6011.0 RA	1,0	5,0	●	●	●
	G 6011.2 RA	1,2	5,0	●	●	●
	G 6011.5 RA	1,5	7,0	●	●	●
	G 6011.7 RA	1,7	7,0	●	●	●
	G 6012.0 RA	2,0	7,0	●	●	●
	G 6012.2 RA	2,2	7,0	●	●	●
	G 6012.5 RA	2,5	7,0	●	●	●

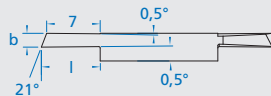
● lieferbar

Anwendungsbereich


Abstechen

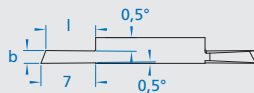
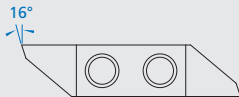
Range of application

plunging




Abstech-Werkzeug
Stechtiefe 7,0 mm (Ø14)
Plunging tool
cutting depth 7,0 mm (Ø14)
Outil de Plongee
profondeur 7,0 mm (Ø14)

	Bestell-Nr. Order No. N° de reference	b	l	K10	TIN	FUT
	G 6001.0 LF	1,0	5,0	●	●	●
	G 6001.2 LF	1,2	5,0	●	●	●
	G 6001.5 LF	1,5	7,0	●	●	●
	G 6001.7 LF	1,7	7,0	●	●	●
	G 6002.0 LF	2,0	7,0	●	●	●
	G 6002.2 LF	2,2	7,0	●	●	●
	G 6002.5 LF	2,5	7,0	●	●	●



Abstech-Werkzeug
Stechtiefe 7,0 mm (Ø14)
Plunging tool
cutting depth 7,0 mm (Ø14)
Outil de Plongee
profondeur 7,0 mm (Ø14)


	Bestell-Nr. Order No. N° de reference	b	l	K10	TIN	FUT
	G 6011.0 LA	1,0	5,0	●	●	●
	G 6011.2 LA	1,2	5,0	●	●	●
	G 6011.5 LA	1,5	7,0	●	●	●
	G 6011.7 LA	1,7	7,0	●	●	●
	G 6012.0 LA	2,0	7,0	●	●	●
	G 6012.2 LA	2,2	7,0	●	●	●
	G 6012.5 LA	2,5	7,0	●	●	●

● lieferbar

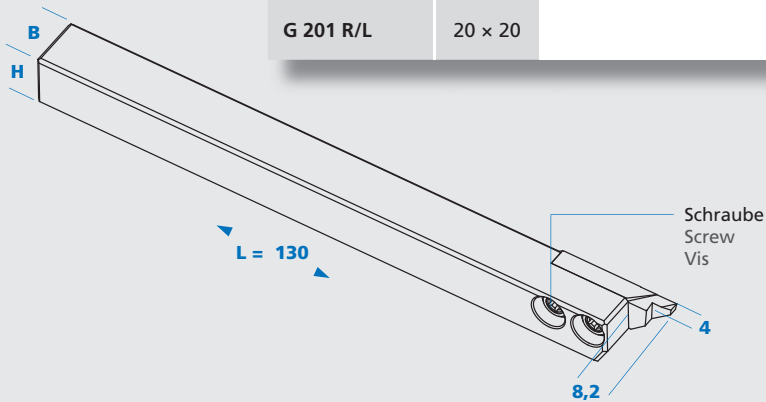
G-Wendeplattenhalter

G-turret plate holder

G-porte outil pour plaquette réversible



Bestell-Nr. Order No. N° de reference	H x B	Wendeplatte change plate plaquette amovible	Schraube screw vis
G 101 R/L	10 x 10	G 10...	001.01.12
G 121 R/L	12 x 12		001.01.12
G 161 R/L	16 x 16		001.01.12
G 201 R/L	20 x 20		001.01.12

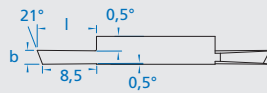
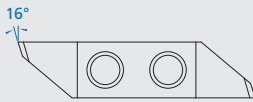


Anwendungsbereich

Abstechen

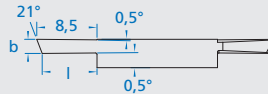
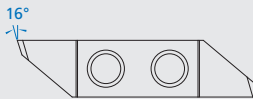
Range of application

plunging




Abstech-Werkzeug
Stechtiefe 8,5 mm (Ø17)
Plunging tool
cutting depth 8,5 mm (Ø17)
Outil de Plongee
profondeur 8,5 mm (Ø17)

	Bestell-Nr. Order No. N° de reference	b	l	K10	TIN	FUT
	G 1001.0 RF	1,0	5,5	●	●	●
	G 1001.5 RF	1,5	6,5	●	●	●
	G 1002.0 RF	2,0	8,5	●	●	●
	G 1002.5 RF	2,5	8,5	●	●	●
	G 1003.0 RF	3,0	8,5	●	●	●



Abstech-Werkzeug
Stechtiefe 8,5 mm (Ø17)
Plunging tool
cutting depth 8,5 mm (Ø17)
Outil de Plongee
profondeur 8,5 mm (Ø17)

	Bestell-Nr. Order No. N° de reference	b	l	K10	TIN	FUT
	G 1011.0 RA	1,0	5,5	●	●	●
	G 1011.5 RA	1,5	6,5	●	●	●
	G 1012.0 RA	2,0	8,5	●	●	●
	G 1012.5 RA	2,5	8,5	●	●	●
	G 1013.0 RA	3,0	8,5	●	●	●

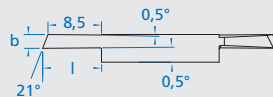
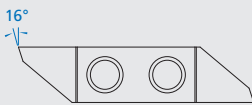
● lieferbar

Anwendungsbereich


Abstechen

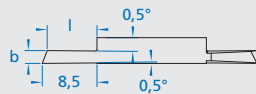
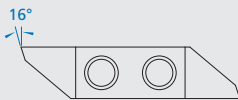
Range of application

plunging



Abstech-Werkzeug
Stechtiefe 8,5 mm (Ø17)
Plunging tool
cutting depth 8,5 mm (Ø17)
Outil de Plongee
profondeur 8,5 mm (Ø17)

	Bestell-Nr. Order No. N° de reference	b	l	K10	TIN	FUT
	G 1001.0 LF	1,0	5,5	●	●	●
	G 1001.5 LF	1,5	6,5	●	●	●
	G 1002.0 LF	2,0	8,5	●	●	●
	G 1002.5 LF	2,5	8,5	●	●	●
	G 1003.0 LF	3,0	8,5	●	●	●



Abstech-Werkzeug
Stechtiefe 8,5 mm (Ø17)
Plunging tool
cutting depth 8,5 mm (Ø17)
Outil de Plongee
profondeur 8,5 mm (Ø17)


	Bestell-Nr. Order No. N° de reference	b	l	K10	TIN	FUT
	G 1011.0 LA	1,0	5,5	●	●	●
	G 1011.5 LA	1,2	6,5	●	●	●
	G 1012.0 LA	1,5	8,5	●	●	●
	G 1012.5 LA	1,7	8,5	●	●	●
	G 1013.0 LA	2,0	8,5	●	●	●

● lieferbar

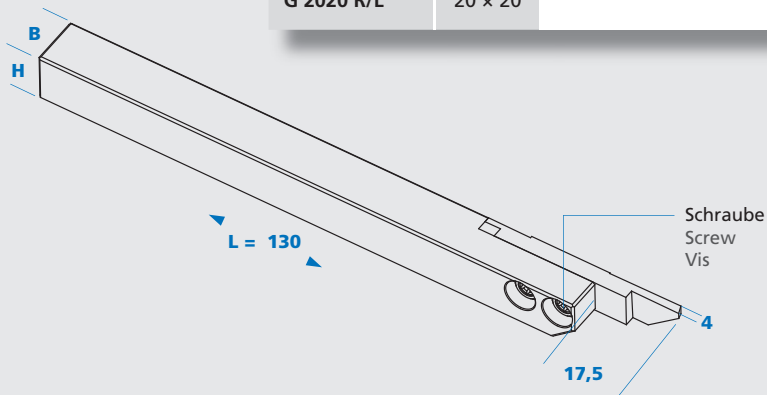
G-Wendeplattenhalter

G-turret plate holder

G-porte outil pour plaquette réversible



Bestell-Nr. Order No. N° de reference	H x B	Wendeplatte change plate plaquette amovible	Schraube screw vis
G 1020 R/L	10 x 10	G 20...	001.01.12
G 1220 R/L	12 x 12		001.01.12
G 1620 R/L	16 x 16		001.01.12
G 2020 R/L	20 x 20		001.01.12

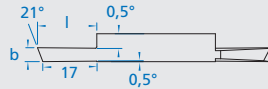
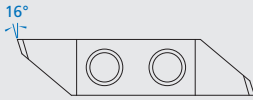


Anwendungsbereich


Abstechen

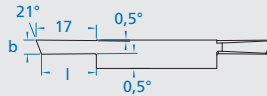
Range of application

plunging




Abstech-Werkzeug
Stechtiefe 17 mm (Ø34)
Plunging tool
cutting depth 17 mm (Ø34)
Outil de Plongee
profondeur 17 mm (Ø34)

	Bestell-Nr. Order No. N° de reference	b	l	K10	TIN	FUT
	G 2001.5 RF	1,5	11,0	●	●	●
	G 2002.0 RF	2,0	11,0	●	●	●
	G 2002.5 RF	2,5	13,0	●	●	●
	G 2003.0 RF	3,0	13,0	●	●	●
	G 2003.5 RF	3,5	17,0	●	●	●
	G 2004.0 RF	4,0	17,0	●	●	●



Abstech-Werkzeug
Stechtiefe 17 mm (Ø34)
Plunging tool
cutting depth 17 mm (Ø34)
Outil de Plongee
profondeur 17 mm (Ø34)

	Bestell-Nr. Order No. N° de reference	b	l	K10	TIN	FUT
	G 2011.5 RA	1,5	11,0	●	●	●
	G 2012.0 RA	2,0	11,0	●	●	●
	G 2012.5 RA	2,5	13,0	●	●	●
	G 2013.0 RA	3,0	13,0	●	●	●
	G 2013.5 RA	3,5	17,0	●	●	●
	G 2014.0 RA	4,0	17,0	●	●	●

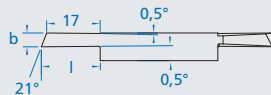
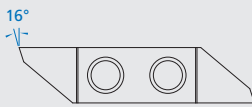
● lieferbar

Anwendungsbereich

Abstechen

Range of application


plunging

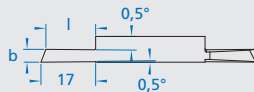
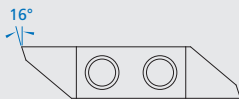


Abstech-Werkzeug
Stechtiefe 17 mm (Ø34)

Plunging tool
cutting depth 17 mm (Ø34)

Outil de Plongee
profondeur 17 mm (Ø34)


	Bestell-Nr. Order No. N° de reference	b	l	K10	TIN	FUT
	G 2001.5 LF	1,5	11,0	●	●	●
	G 2002.0 LF	2,0	11,0	●	●	●
	G 2002.5 LF	2,5	13,0	●	●	●
	G 2003.0 LF	3,0	13,0	●	●	●
	G 2003.5 LF	3,5	17,0	●	●	●
	G 2004.0 LF	4,0	17,0	●	●	●



Abstech-Werkzeug
Stechtiefe 17 mm (Ø34)

Plunging tool
cutting depth 17 mm (Ø34)

Outil de Plongee
profondeur 17 mm (Ø34)

	Bestell-Nr. Order No. N° de reference	b	l	K10	TIN	FUT
	G 2011.5 LA	1,5	11,0	●	●	●
	G 2012.0 LA	2,0	11,0	●	●	●
	G 2012.5 LA	2,5	13,0	●	●	●
	G 2013.0 LA	3,0	13,0	●	●	●
	G 2013.5 LA	3,5	17,0	●	●	●
	G 2014.0 LA	4,0	17,0	●	●	●

● lieferbar

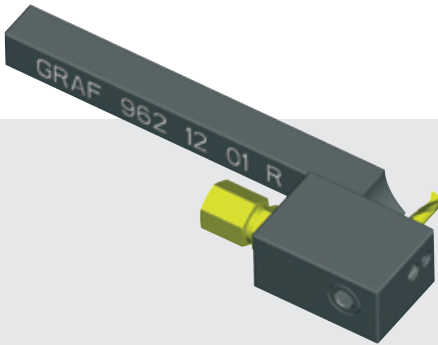
Innenbearbeitungs-
Werkzeuge
Internal turning tools
Outils pour usinage
intérieur



Innendrehhalter für HORN-Schneidplatten Typ 105

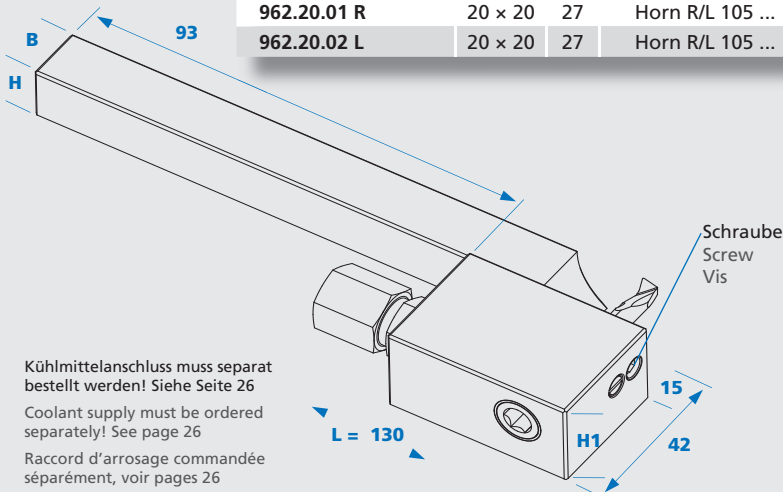
Internal turning holder for HORN-plates Typ 105

Outils pour usinage intérieur pour HORN-plaquettes Typ 105



Anwendungsbereich
Innenbearbeitung
Range of application
internal turning tools

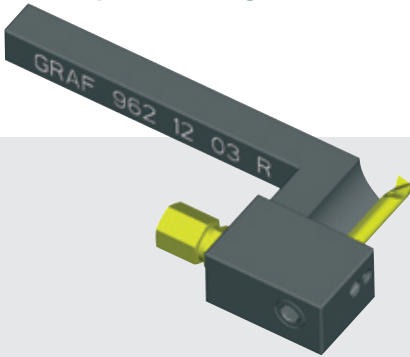
Bestell-Nr. Order No. N° de reference	H x B	H1	Wendeplatte change plate plaquette amovible	Schraube screw vis
962.08.01 R	8 x 8	15	Horn R/L 105 ...	001.02.24
962.08.02 L	8 x 8	15	Horn R/L 105 ...	001.02.24
962.10.01 R	10 x 10	17	Horn R/L 105 ...	001.02.24
962.10.02 L	10 x 10	17	Horn R/L 105 ...	001.02.24
962.12.01 R	12 x 12	19	Horn R/L 105 ...	001.02.24
962.12.02 L	12 x 12	19	Horn R/L 105 ...	001.02.24
962.16.01 R	16 x 16	23	Horn R/L 105 ...	001.02.24
962.16.02 L	16 x 16	23	Horn R/L 105 ...	001.02.24
962.20.01 R	20 x 20	27	Horn R/L 105 ...	001.02.24
962.20.02 L	20 x 20	27	Horn R/L 105 ...	001.02.24



Innendrehhalter für HORN-Schneidplatten Typ 105

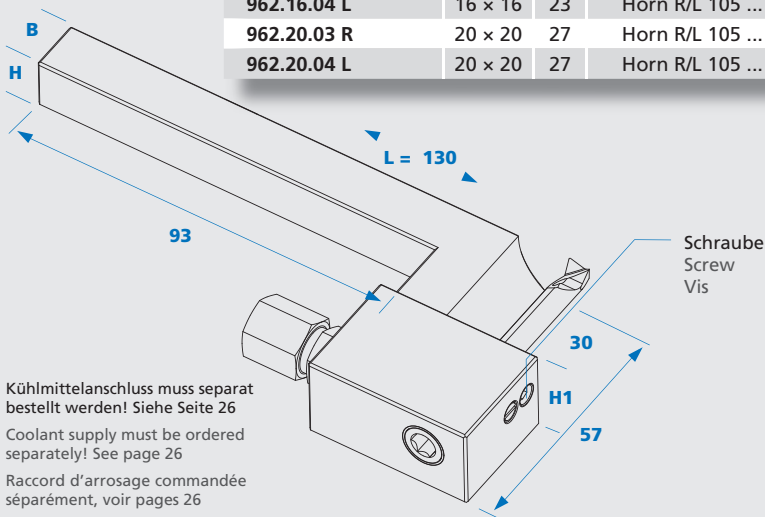
Internal turning holder for HORN-plates Typ 105

Outils pour usinage intérieur pour HORN-plaquettes Typ 105



Anwendungsbereich
Innenbearbeitung
Range of application
internal turning tools

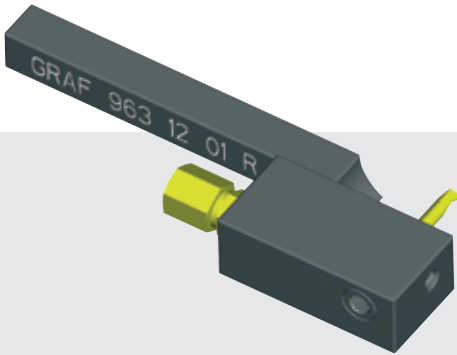
Bestell-Nr. Order No. N° de reference	H x B	H1	Wendeplatte change plate plaquette amovible	Schraube screw vis
962.08.03 R	8 x 8	15	Horn R/L 105 ...	001.02.24
962.08.04 L	8 x 8	15	Horn R/L 105 ...	001.02.24
962.10.03 R	10 x 10	17	Horn R/L 105 ...	001.02.24
962.10.04 L	10 x 10	17	Horn R/L 105 ...	001.02.24
962.12.03 R	12 x 12	19	Horn R/L 105 ...	001.02.24
962.12.04 L	12 x 12	19	Horn R/L 105 ...	001.02.24
962.16.03 R	16 x 16	23	Horn R/L 105 ...	001.02.24
962.16.04 L	16 x 16	23	Horn R/L 105 ...	001.02.24
962.20.03 R	20 x 20	27	Horn R/L 105 ...	001.02.24
962.20.04 L	20 x 20	27	Horn R/L 105 ...	001.02.24



Innendrehhalter für HORN-Schneidplatten Typ 105

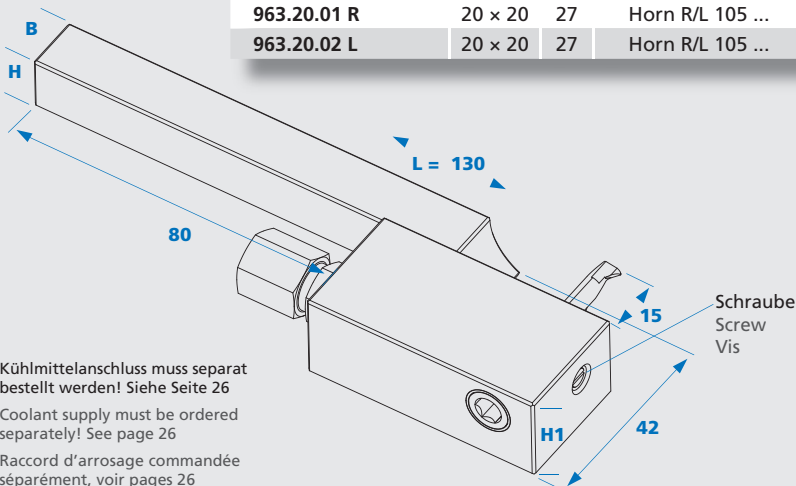
Internal turning holder for HORN-plates Typ 105

Outils pour usinage intérieur pour HORN-plaquettes Typ 105



Anwendungsbereich
Innenbearbeitung
Range of application
internal turning tools

Bestell-Nr. Order No. N° de reference	H x B	H1	Wendeplatte change plate plaquette amovible	Schraube screw vis
963.08.01 R	8 x 8	15	Horn R/L 105 ...	001.02.24
963.08.02 L	8 x 8	15	Horn R/L 105 ...	001.02.24
963.10.01 R	10 x 10	17	Horn R/L 105 ...	001.02.24
963.10.02 L	10 x 10	17	Horn R/L 105 ...	001.02.24
963.12.01 R	12 x 12	19	Horn R/L 105 ...	001.02.24
963.12.02 L	12 x 12	19	Horn R/L 105 ...	001.02.24
963.16.01 R	16 x 16	23	Horn R/L 105 ...	001.02.24
963.16.02 L	16 x 16	23	Horn R/L 105 ...	001.02.24
963.20.01 R	20 x 20	27	Horn R/L 105 ...	001.02.24
963.20.02 L	20 x 20	27	Horn R/L 105 ...	001.02.24



Kühlmittelanschluss muss separat bestellt werden! Siehe Seite 26

Coolant supply must be ordered separately! See page 26

Raccord d'arrosage commandée séparément, voir pages 26


Einstellbares
Fas- und Plandreh-
Wendeplatten-
Werkzeug
**Adjustable level and
facing turnplate tool**
**Outil réglable pour
plaquettes réversibles
à chanfreiner et à
surfacier**



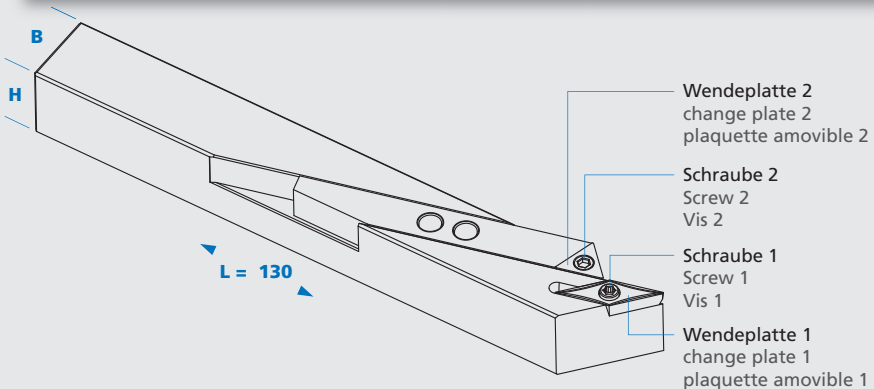
FUPW-einstellbares Fas- und Plandreh- Wendeplatten-Werkzeug

FUPW-adjustable level and facing turnplate tool

FUPW-outil réglable pour plaquettes reversibles
à chanfreiner et à surfacer




Bestell-Nr. Order No. N° de referenc	H x B	Wendeplatte 1 change plate 1 plaquette amovible 1	Wendeplatte 2 change plate 2 plaquette amovible 2	Schraube 1 screw 1 vis 1	Schraube 2 screw 2 vis 2	Verstellbereich adjustable range
FUPW R/L 1212 30°	12 x 12		VC... 11 03	001.01.08	001.01.08	17,5
FUPW R/L 1414 30°	14 x 14					20
FUPW R/L 1616 30°	16 x 16					22
FUPW R/L 2020 30°	20 x 20					24
FUPW R/L 1212 45°	12 x 12	VC... 11 03.. Seite 51	TP... 09 02 .. Seite 17	001.01.08	001.01.01	17,5
FUPW R/L 1414 45°	14 x 14					20
FUPW R/L 1616 45°	16 x 16					22
FUPW R/L 2020 45°	20 x 20					24
FUPW R/L 1212 60°	12 x 12		EP... 06 02.. Seite 21	001.01.08	001.01.01	17,5
FUPW R/L 1414 60°	14 x 14					20
FUPW R/L 1616 60°	16 x 16					22
FUPW R/L 2020 60°	20					24



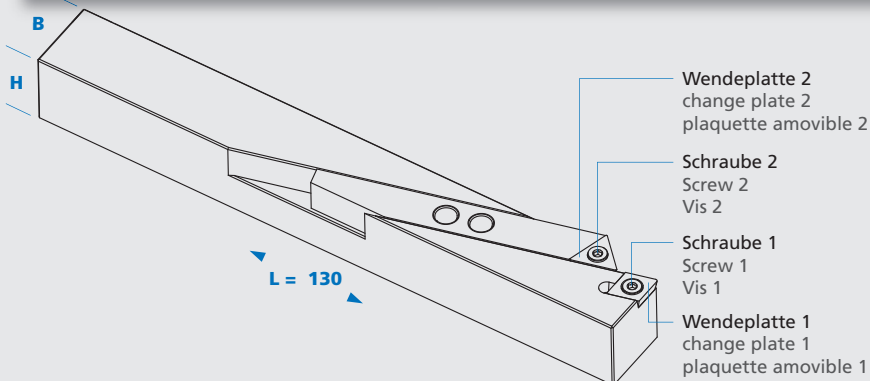
FUEW-einstellbares Fas- und Plandreh- Wendeplatten-Werkzeug

FUEW-adjustable level and facing turnplate tool

FUEW-outil réglable pour plaquettes reversibles
a chanfreiner et a surfer



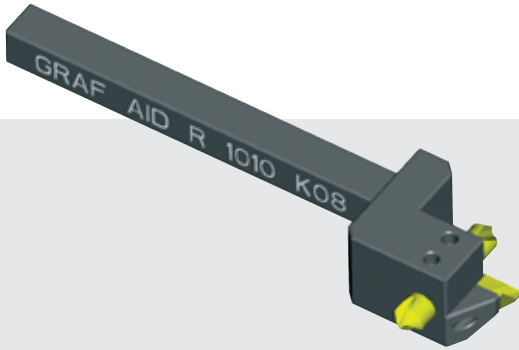
Bestell-Nr. Order No. N° de reference	H x B	Wendeplatte 1 change plate 1 plaquette amovible 1	Wendeplatte 2 change plate 2 plaquette amovible 2	Schraube 1 screw 1 vis 1	Schraube 2 screw 2 vis 2	Verstellbereich adjustable range
FUEW R/L 1212 30°	12 x 12	EP... 06 02..	VC.. 11 03	001.01.01	001.01.08	17,5
FUEW R/L 1414 30°	14 x 14		VC.. 11 03	001.01.01	001.01.08	20
FUEW R/L 1616 30°	16 x 16		VC.. 11 03	001.01.01	001.01.08	22
FUEW R/L 2020 30°	20 x 20		VC.. 11 03	001.01.01	001.01.08	24
FUEW R/L 1212 45°	12 x 12	EP... 06 02..	TP.. 09 02	001.01.01	001.01.01	17,5
FUEW R/L 1414 45°	14 x 14		TP.. 09 02	001.01.01	001.01.01	20
FUEW R/L 1616 45°	16 x 16		TP.. 09 02	001.01.01	001.01.01	22
FUEW R/L 2020 45°	20 x 20		TP.. 09 02	001.01.01	001.01.01	24
FUEW R/L 1212 60°	12 x 12	EP... 06 02..	EP... 06 02..	001.01.01	001.01.01	17,5
FUEW R/L 1414 60°	14 x 14		EP... 06 02..	001.01.01	001.01.01	20
FUEW R/L 1616 60°	16 x 16		EP... 06 02..	001.01.01	001.01.01	22
FUEW R/L 2020 60°	20 x 20		EP... 06 02..	001.01.01	001.01.01	24



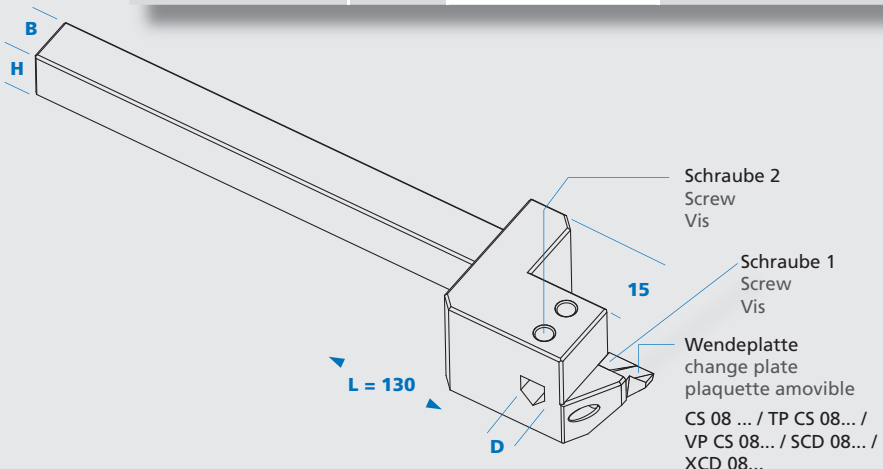
Sonder- Langdreh-
Werkzeuge
Special turning tools
Outils spéciaux



AID-Aussen- und Innendrehhalter, 1-, 2- und 3-fach bestückbar
AID-holder in- and outside, can be equipped 1, 2 and 3times
AID-porte outil dehors-dedans, peut etre 1, 2 et 3 fois



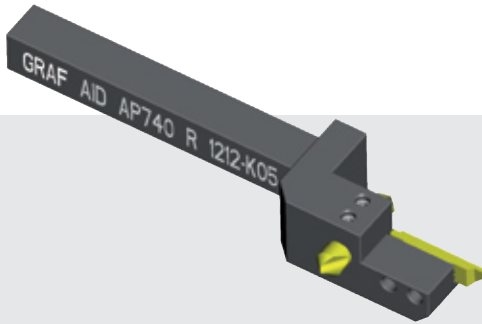
Bestell-Nr. Order No. N° de reference	H x B	Wendeplatte change plate plaquette amovible	Schraube 1 screw 1 vis 1	Schraube 2 screw 2 vis 2
AID R/L 1010 K08	10 x 10	Aufnahme d=5 tool holder d=5	001.01.04	002.00.40
AID R/L 1212 K08	12 x 12		001.01.04	002.00.40
AID R/L 1616 K08	16 x 16		001.01.04	002.00.40
AID R/L 2020 K08	20 x 20		001.01.04	002.00.40



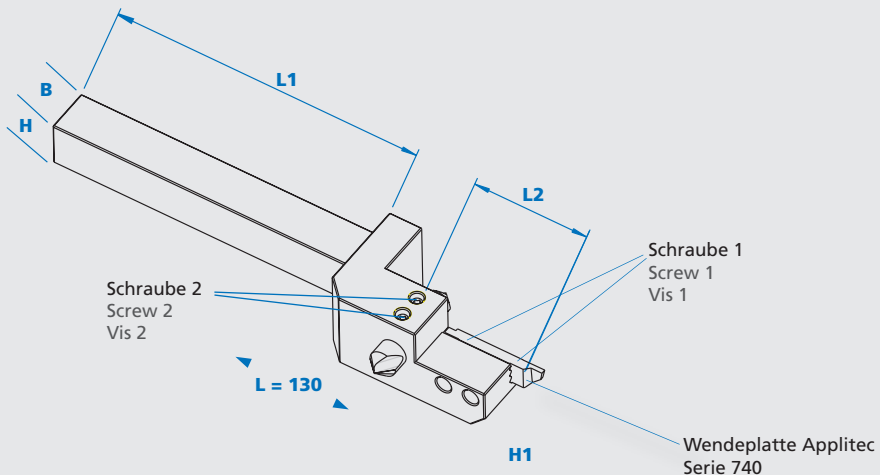
AID-Aussen- und Innendrehhalter, 1-, 2- und 3-fach bestückbar

AID-holder in- and outside, can be equipped 1, 2 and 3times

AID-porte outil dehors-dedans, peut etre 1, 2 et 3 fois



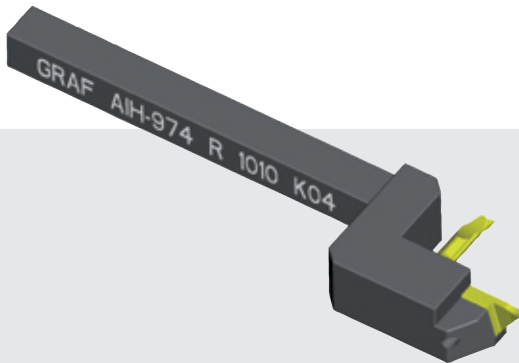
Bestell-Nr. Order No. N° de reference	H x B	L1	L2	H1	A	Schraube1 screw 1 vis 1	Schraube2 screw 2 vis 2
AID AP740 R 1010 K05	10 x 10	85	33	17	15	001.01.45	002 00 40
AID AP740 R 1212 K05	12 x 12	85	33	19	15	001.01.45	001.01.39
AID AP740 R 1616 K05	16 x 16	85	33	23	15	001.01.45	001.01.39



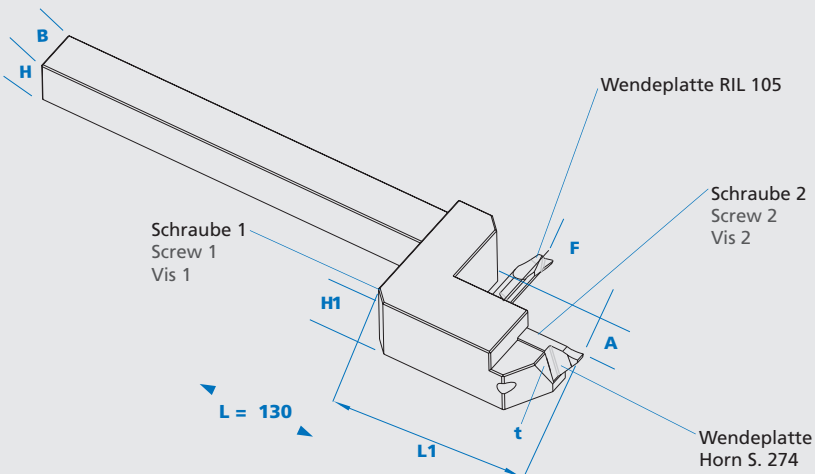
AIH-Aussen- und Innendrehhalter, 1- und 2-fach bestückbar

AIH-holder in- and outside, can be equipped 1 and 2 times

AIH-porte outil dehors-dedans, peut etre 1 et 2 fois



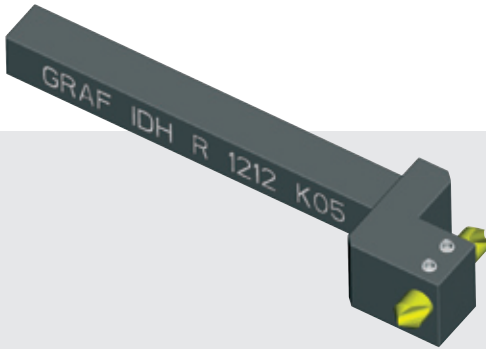
Bestell-Nr. Order No. N° de reference	H x B	L1	F	H1	A	t	Schraube1 screw 1 vis 1	Schraube2 screw 2 vis 2
AIH 974 R/L 1010 K04	10 x 10	35	12	17	15	6	001.01.36	001.01.39
AIH 974 R/L 1212 K04	12 x 12	35	12	19	15	6	001.01.36	001.01.39
AIH 974 R/L 1616 K04	16 x 16	38	12	23	15	6	001.01.36	001.01.39
AIH 974 R/L 2020 K04	20 x 20	38	13	27	15	6	001.01.36	001.01.39



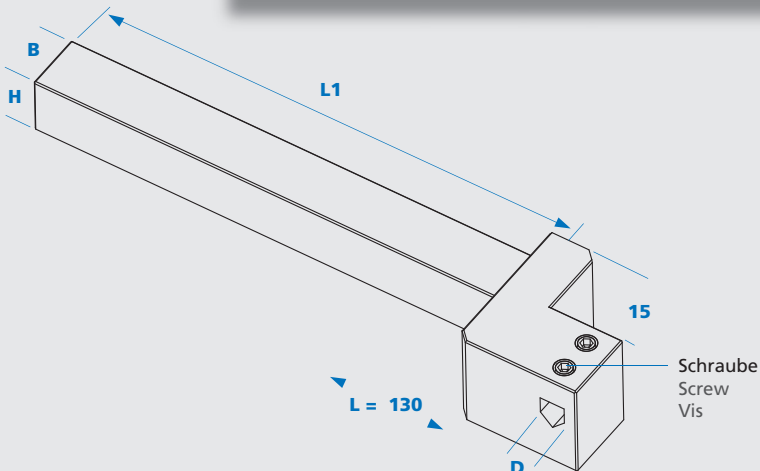
IDH-Aussen- und Innendrehhalter, 1- und 2-fach bestückbar

IDH-holder in- and outside, can be equipped 1 and 2 times

IDH-porte outil dehors-dedans, peut etre 1 et 2 fois



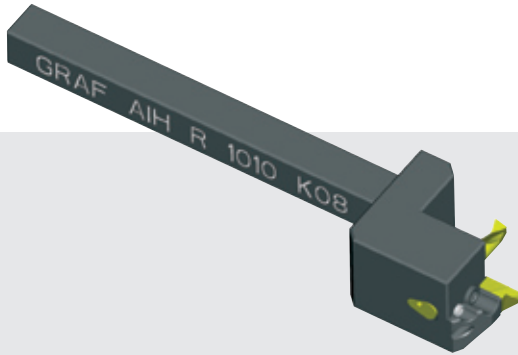
Bestell-Nr. Order No. N° de reference	H x B	L1	Wendeplatte change plate plaquette amovible	Schraube screw vis
IDH R/L 1010 K05	10 x 10	100	Aufnahme d=5 tool holder d=5	002.00.136
IDH R/L 1212 K05	12 x 12	100		002.00.136
IDH R/L 1616 K05	16 x 16	100		002.00.136
IDH R/L 2020 K05	20 x 20	100		002.00.136



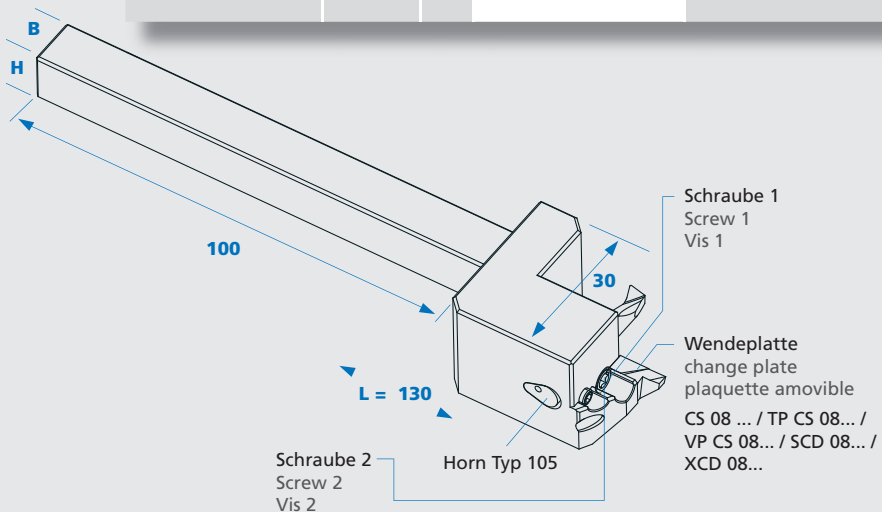
AIH-Aussen- und Innendrehhalter, 1- und 2-fach bestückbar

AIH-holder in- and outside, can be equipped 1 and 2 times

AIH-porte outil dehors-dedans, peut etre 1 et 2 fois



Bestell-Nr. Order No. N° de reference	H x B	H1	Wendeplatte change plate plaquette amovible	Schraube 1 screw 1 vis 1	Schraube 2 screw 2 vis 2
AIH R/L 1010 K08	10 x 10	17	Horn Typ 105	001.01.04	001.01.36
AIH R/L 1212 K08	12 x 12	19		001.01.04	001.01.36
AIH R/L 1616 K08	16 x 16	23		001.01.04	001.01.36
AIH R/L 2020 K08	20 x 20	23		001.01.04	001.01.36





**Das GRAF-Werkzeug-
programm mit Innen-
kühlung.**

Fordern Sie die neue-
sten Unterlagen an!

**The GRAF-Tool
program with
interior cooling.**

Ask for the latest docu-
ments!

**Le programme
d'outillage à
refroidissement de
Graf.**

Demandez nos
nouveaux prospectus!

